



2012

2013-026

2013 04

)

(

2012 2

..... 2

..... 6

..... 8

..... 11

..... 31

..... 45

..... 53

..... 60

..... 68

..... 68

..... 189

			000650
	RENHE PHARMACY.,LTD		
	RPC		
	399		
	330096		
	998	B	18
	330038		
	http://www.renheyaoye.com		
	rh000650@126.com		

	998	B 18
	0791-83896755	0791-83896755
	0791-83896755	0791-83896755
	rh000650@126.com	rh000650@126.com

	http://www.cninfo.com.cn

	1996 12 04	(69)	3600001130833	36040170550994X	70550994-X
	2012 12 29	(69)	360000110002125	36010670550994X	70550994-X
		2006	100% 100%	100%	
		2007 1			

□ √

	2012	2011		(%)	2010	
	2,087,519,161.84	2,207,708,539.06	2,341,260,744.36	-10.84%	1,366,781,296.91	1,366,781,296.91
	255,461,059.63	300,353,372.78	323,976,667.80	-21.15%	219,530,952.91	223,603,074.93
	218,856,162.04	294,480,497.08	269,351,662.75	-18.75%	207,715,818.65	211,794,974.60
	183,966,860.18	166,926,090.83	165,006,869.89	11.49%	130,072,804.00	132,085,237.50
/	0.26	0.48	0.34	-23.53%	0.35	0.35
/	0.26	0.48	0.34	-23.53%	0.35	0.35
%	18.36%	30.46%	31.59%	-13.23%	22.79%	23.16%
	2012	2011		(%)	2010	
	2,094,865,990.67	1,602,789,529.14	1,800,053,515.49	16.38%	1,478,181,458.58	1,492,025,708.11
	1,620,752,833.87	1,116,947,108.26	1,168,513,015.38	38.7%	874,054,575.21	882,998,464.47

2012 7 12

2011

1

	255,461,059.63	323,976,667.80	1,620,752,833.87	1,168,513,015.38

2

	255,461,059.63	323,976,667.80	1,620,752,833.87	1,168,513,015.38

3

	2012	2011	2010	
	17,320,742.94	-284,378.35	-280,336.33	
	0.00	0.00		
	10,513,460.78	11,178,038.63	6,786,800.00	
	0.00	0.00		

	0.00	0.00		
	0.00	0.00		
	13,632,908.12	56,134,437.59	17,096,054.25	
	0.00	0.00		
	-2,174,532.15	-1,022,612.25	-2,095,513.24	
	0.00	0.00		
	0.00	0.00		
	0.00	0.00		
	0.00	0.00		
	0.00	0.00		
	3,443,739.60	698,696.39	-5,091,208.63	
	0.00	0.00		
	3,415,160.00	10,348,385.76	359,329.85	
	7,480,248.09	31,706,999.72	4,248,365.87	
	36,604,897.59	54,625,005.05	11,808,100.33	--

1 —

1 —

□ √

2012 “ ”

“ ”

20.88 3.45 2.76

2.55

21.15% 2012

1

	2012	2011		
	2,087,519,161.84	2,341,260,744.36	-10.84%	7-12 36344 1-6
	1,779,258,453.48	1,932,902,972.05	-7.95%	
	354,930,208.06	392,226,078.62	-9.51%	3376
	143,501,577.48	103,502,704.24	38.65%	900 600 1,101.23 ,
	-3,915,105.18	-608,145.27	543.78%	
	26,257,800	16,210,000	61.99%	
	183,966,860.18	165,006,869.89	11.49%	
	-306,566,532.80	-159,561,032.83	92.13%	
	328,409,831.17	-18,551,350.67	1870.27%	
	255,461,059.63	323,976,667.80	-21.15%	

“ ”

“ ”

323 260 5 ” “ ”

2013

“ ”

5 6 50%

330

1250 37931

1.47 35%

23%

2012

GMP

1 GMP GMP

2

355

7

3 46

13 5

4

28

5 “ ” GMP ” 5

“ ” 7

6 2012 “ ” “ ”

“ ”

GMP

20%

□ √

2

	2012	2011	
	2,071,206,745.89	2,336,482,914.77	-11.35%
	16,312,415.95	4,777,829.59	241.42%
	2,087,519,161.84	2,341,260,744.36	-10.84%

√ □

		2012	2011	%
(:)		32,331.25	35,493.01	-8.91%
		32,166.99	36,076.94	-10.84%
		988.96	1,153.22	-14.24%

30%

□ √

□ √

□ √

	253,585,517.65
%	12.15%

5

√ □

			%
1		116,202,122.13	5.57%
2		45,675,514.97	2.19%
3		32,809,842.34	1.57%
4		30,835,196.58	1.48%
5		28,062,841.63	1.34%
	—	253,585,517.65	12.15%

3

		2012		2011		(%)
			%		%	
		578,726,432.33	45.74%	595,574,754.60	41.94%	-2.83%
		36,495,367.80	2.88%	31,076,157.68	2.19%	17.44%
		46,921,239.04	3.71%	43,598,564.50	3.07%	7.62%
		48,681,863.37	3.85%	44,992,442.84	3.17%	8.2%

		2012		2011		(%)
			%		%	
		510,924,263.51	40.38%	497,668,979.83	35.05%	2.66%
		35,745,958.38	2.83%	30,104,468.47	2.12%	18.74%
		44,220,951.05	3.5%	40,266,208.48	2.84%	9.82%
		43,635,204.74	3.45%	40,218,427.68	2.83%	8.5%

5		7,577,460.00	0.75%
	—	74,483,515.75	7.41%

4

	392,290,000.00	137,615,400.00	185.06%
	63,880,168.83	156,166,750.67	-59.09%
	328,409,831.17	-18,551,350.67	1,870.27%
	205,810,158.55	-13,105,513.61	1,670.41%

30%

:

36,293 ,

136

-

			(%)	%	%	%
	2,071,206,745.89	1,264,317,058.57	39%	-11.35%	-10.7%	0%

1

1

	2012		2011		%	
		%		%		
	449,614,692.85	21.46%	287,213,510.30	15.96%	5.5%	8,665
	152,612,995.81	7.29%	78,841,949.25	4.38%	2.91%	3-6 5,620 46.10%
	200,954,292.34	9.59%	210,702,607.28	11.71%	-2.12%	
	0.00	0%	0.00	0%	0%	
	0.00	0%	0.00	0%	0%	
	327,630,788.03	15.64%	241,452,985.79	13.41%	2.23%	3,174.46 4,269.22
	124,672,466.34	5.95%	68,024,402.20	3.78%	2.17%	

2

	2012		2011		%	
		%		%		
	0.00	0%	24,070,172.40	1.34%	-1.34%	,
	0.00	0%	0.00	0%	0%	

3

1.	0.00				0.00	0.00	0.00
2.	0.00				0.00	0.00	0.00
3.	0.00				0.00	0.00	0.00
	0.00				0.00	0.00	0.00
	0.00				0.00	0.00	0.00
	0.00				0.00	0.00	0.00
	0.00				0.00	0.00	0.00
	0.00				0.00	0.00	0.00
	0.00				0.00	0.00	0.00

1

700

1

1

2012	2011	
		%

2

				%		%				
	0.00	0	--		0	--	0.00	0.00	--	--

3

					%		%			
	600145		858,154.8	123,600						
			0							

	0	--	--	--								

2

	()	(1)	(2)	(%) (2)/(1)	(3)					
1		9,461.54	9,461.54	9,461.54	9,461.54	100%	2012 06 30	2,173.96		
41.50%										
2		135.65	135.65	135.65	135.65	100%	2012 06 30			
3		3,244.82	3,244.82	3,244.82	3,244.82	100%	2012 06 30	896.4		
55%										
4		15,046.4	15,046.4	15,046.4	15,046.4	100%	2012 06 30			
5		8,000	8,000	8,000	8,000	100%	2012 06 30	0		
	--	35,888.41	35,888.41	35,888.41	35,888.41	--	--	3,070.36	--	--
	--	0					--	--	--	--
	--	0					--	--	--	--
	--	0				--	--		--	--
	--	35,888.41	35,888.41	35,888.41	35,888.41	--	--	3,070.36	--	--

	84,614,815.06

3

		(1)	(2)	(3)=(2)/ (1)					
	--	0	0	--	--	0	--	--	--
()									

4

							()	()	
				8,000.00	437,185,516.80	129,660,396.59	676,440,199.55	25,682,142.43	23,813,793.08
				2,300.00	124,575,654.83	93,019,174.15	141,498,126.44	60,768,646.47	49,343,858.56
				3,100.00	45,220,206.10	40,515,095.41	33,709,525.53	10,794,295.45	8,116,057.64
				13,180.00	239,081,706.21	196,838,597.27	202,976,359.45	59,084,318.90	54,594,298.89
				7,200.00	142,676,114.88	123,429,245.97	127,016,687.12	28,325,824.76	21,729,288.59
				4,000.00	90,931,237.76	76,699,646.64	78,865,327.76	30,582,077.76	26,385,534.66

					34	62	27	8.50	8
				200.00	39,187,422. 73	36,381,990. 57	29,121,638. 27	11,928,28 4.10	8,964,048.60
				29,580.00	238,203,18 0.18	176,761,99 6.06	167,161,33 1.04	12,559,57 5.59	17,653,831.3 0
				2,000.00	43,368,444. 83	24,785,573. 06	148,771,46 8.15	5,710,342 .81	4,270,954.91
				5,088.00	193,092,88 2.83	125,847,42 4.53	218,336,21 3.18	37,250,46 4.93	32,470,134.6 6
				500.00	126,411,84 1.23	53,898,557. 96	253,009,02 4.31	25,535,73 8.85	19,120,694.6 7
				500.00	139,836,75 5.20	39,444,903. 24	613,946,87 9.04	36,954,37 3.80	27,854,219.9 4
				1,136.00	25,719,804. 87	13,223,780. 10	115,320,59 7.40	2,489,905 .84	1,863,780.10
				3,600.00	266,115,32 0.85	37,823,522. 49	401,800,79		

	2012		
--	------	--	--

5

	6,355	2,960.85	3,959.11	62.3%	
	7,129.8	2,347.37	3,239.62	45.43%	
	2,730.1	655.29	1,058.99	38.79%	
	3,523	1,782.13	2,490.13	70.68%	
	3,046	926.53	1,281.57	97%	
	22,783.9	8,672.17	12,029.42	--	--
				6	2011
2,986	19,964.5	22,950.5			
		12,029.42			

2013

1

2

3

OTC

2013

15

" "

1

2011	([2012]154)	2012
6 29	A 4,530	
	41.498%	55%
	8,000	

2012 7 11

“ ”

84,614,815.06

2012 6 28

2012 6 27

2004 10 19	200
2012 12 31	110 55%
81 40.5%	9 4.5%

360900520001012 2004 10 19 2014 10 18

6

1950 3 “ ” “ ” “ ”

2012 12 31 29,580

2011 8 15

2012 5 26

2012 6 20 67,800,020.50

16,241.535049 54.91%

8,859 29.95% 1,348.9416 4.56%

300 1.01% 2,130.523351 7.2%

500 1.69% 200 0.68%

360000110007025

758 2015 12 31

1992 1312

2012 6 28 2012 5 28

1 2012 6 1 2012 6 1

2011 2011

2011 105 106 2011 6 30

23,491.12 41.498% 9,461.535

9,434.10 55% 3,244.82 12,706.355

2011 8 10 2011 6 30

2011 6 30 2012 6 1 26,117,435.88

17,338,499.58 8,778,936.30

	()	()	()
	13,752,995.97	4,655,710.27	360,668.57
	69,835,163.30	9,154,260.66	-2,487,356.36

2

2012 4 25 2012 3 31

100% 100%

2012 014 015 100% 33,900

25,500 8,400 85

100% 21,675 100% 7,140 28,815

2012 5 25

2005 3

1,001.00 2012 12 31
5,088.00 100%
360982210001665 2010 12 29 2025 3 17
2015 12 31
500.00 2008 8
2012 12 31
360982210005521 2011 5 16 2028 8 14
158 2013 8 13
2012 5 25 2012 4 30
1 2012 5 1 2012 5 1
2012 5 1
2012 4 25 2012 3
31

3							
1			2012			25,546.11	
	23,067.53		GMP	2012			
2	2012 5 16	2011		2011		2011	
	2011 12 31	630,248,041		10 0.556			3,504.18
	2011 12 31	630,248,041	,		10 5		
		2012 5 25		2012 5 18			
	http://www.cninfo.com.cn	2011		(2012-022)			
3	2011 4 19	2010		2010		2010	
	2010 12 31	420,165,361		10 0.556			
	23,361,194.07	2010 12 31	420,165,361	,		10 5	
			2011 4 28		2011 4 21		
	http://www.cninfo.com.cn	2010		(2011-015)			
4	2010 6 11	2009		2009		2009	
	2009 12 31	280,110,241		10 3			8,403.31
	2009 12 31	280,110,241	,		10 5		
		2010 6 30		2010 6 23			
	http://www.cninfo.com.cn	2009		(2010-020)			

				%
2012		0.00	255,461,059.63	0%
2011		35,041,791.08	323,976,667.80	10.82%
2010		23,361,194.07	223,603,074.93	10.45%

GMP	2012

2012

1 2012

2 2012

“ ”

2012

435

3

4 2012

2012 11 06					
2012 11 14					
2012 11 23					
2012 11 27					
2012 11 29					
2012 12 12					

2012 5 23	2012 05 24	() () 2012-023) 2012 5 24 http://www.cninfo.com.cn/
-----------	------------	--

			0	0	0	0		0		
			0	0	0	0	--	0	--	
		(%)								0%

1

--	--	--	--	--	--	--	--	--	--

						(%)				
	100%	21,675		3,247.01		9.41%		2012 04 26	100%	100%
									(2012-016) 2012 4 26
										http://www.cninfo.com.cn/

										m.cn/
	41.50%	9,461.54			1,193.69	3.46%			2012 07 11	2011 (2012-029) 2012 7 11 http://www.cninfo.com.cn/
	55%	3,244.82			493.02	1.43%			2012 07 11	2011 (2012-029) 2012 7 11 http://www.cninfo.com.cn/

2012 7 12


2011

35,888.41

15,046.40

2

⊕



41.498% 55%
8,000

2012 7 11

“ ”

84,614,815.06

2012 6 28

2012 6 27

	()	()	()
	13,752,995.97	4,655,710.27	360,668.57
	69,835,163.30	9,154,260.66	-2,487,356.36

2

2012 4 25 100% 100% 2012 3 31
2012 014 015 100% 33,900
25,500 8,400 85
100% 21,675 100% 7,140 28,815
2012 5 25

1 2012 12 19 2013 1 22

() “ ” “ ”

2 2013 2013 2 26

2013

< >

3 2013 3 11

2013 3 12

435 14 4,794 146 4,648

449

435 4,648

4

2013 3 21

JLC1

037029

5.44

1

							(%)				
						7,265.98	82.85%			2012 04 26	2012-014) 2012 4 26 http://www.cninfo.com.cn/

2

												2011
												(
					5,312.08	15,046.4	15,046.4	15,046.4			2012	2012-02
										07 11	9)	
												2012
												7 11
												http://www.cniinfo.com.cn/

												http:// www.cni nfo.com. cn/
--	--	--	--	--	--	--	--	--	--	--	--	---

3

4

--	--	--	--	--	--	--	--

5

--	--	--	--	--

1

1

10%

□ √

2

10%

3


10%

□ √

2

A1		0			A2		0	
A3		0			A4		0	

1



		2,501.71			[2013]004381
)
					2011
					2012
			2011		
			2012		
			2013		
			2011		
			2012		
			2013		
			10		
		2006			
			—		
		2,894.88			
		2007	1		
		22			

						2,894.88
			2012			
			1 10			2012-053
			2013			

2

100%	2010 11 26	2013 12 31	2,371.93	2,607.57		2010 11 27	100%

							(2010-033) 2010 11 27 http://www.cninfo.com.cn/
--	--	--	--	--	--	--	--

	80
	17

□ √

√

2012 8 3 2012 8 20
2012

2012

2012

> [2012]149 < 2012
2012 2012
2012

" "

--	--	--	--	--	--	--

5%

		(%)							(%)

87,375

4 2012 9 27 226,791,900

45,562,125 945,109,936

√ □

1 2012 5 16 2011 2011 2011

2011 12 31 630,248,041 10 0.556 3,504.18

2011 12 31 630,248,041 , 10 5

2012 5 25 2011 630,248,041 945,372,061 2012

5 18 <http://www.cninfo.com.cn> 2011 (2012-022

)

2 2012 1 6 2011 2012 2 7

([2012]154) 2012 7 3

		1.18%	11,674,261	0	0	11,674,261	0
		1.11%	11,012,066	0	0	11,012,066	0
-		1.06%	10,540,980	0	0	10,540,980	0
		1.01%	10,000,000	10,000,000	10,000,000	0	0
		0.79%	7,800,000	7,800,000	7,800,000	0	0
		0.75%	7,463,400	6,500,000	6,500,000	963,400	0
-	3	0.7%	6,911,969	0	0	6,911,969	0
10							
10							
	4						
	441,253,333						441,253,333
	46,443,708						46,443,708
	12,008,488						12,008,488
	11,674,261						11,674,261
	11,012,066						11,012,066

-		10,540,980	10,540,980
- 3		6,911,969	6,911,969
-		6,300,000	6,300,000
		5,880,786	5,880,786
		5,537,647	5,537,647


--	--

□ √

3

FA@YA@

5	<p style="text-align: center;">1962 2</p> <p style="text-align: center;">“ ” “ ” “</p> <p style="text-align: center;">” “ ” “ ” “</p> <p style="text-align: center;">” “ ” “ ” “</p> <p style="text-align: center;">” “ ” “ ” “</p> <p style="text-align: center;">” “ ” “ ” “</p> <p style="text-align: center;">” “ ” “ ” “</p> <p style="text-align: right;">30</p>	



□ √

4 **10%**

	/				
()		2001 07 06	72776518-6	18818	

--	--	--	--	--	--

/		%		%		
			10,723,933	1.13%	2012 05 29	2012 06 27

12

2%

				50	2006 12 25	2016 02 26	0	349,500	0	349,500	
				45	2006 12 25	2016 02 26	0	0	0	0	
				43	2013 02 27	2016 02 26	0	0	0	0	
				47	2010 06 11	2016 02 26	0	0	0	0	
				49	2013 02 27	2016 02 26	0	0	0	0	
				37	2010 06 11	2016 02 26	0	0	0	0	
				48	2013 02 27	2016 02 26	0	0	0	0	
				51	2013 02 27	2016 02 26	0	0	0	0	
				50	2013 02 27	2016 02 26	0	0	0	0	
				56	2006 12 25	2016 02 26	0	0	0	0	
				59	2013 02 27	2016 02 26	0	0	0	0	
				57	2013 02 27	2016 02 26	0	0	0	0	
				58	2013 02 27	2016 02 26	0	0	0	0	
				60	2013 02 27	2016 02 26	0	0	0	0	
				42	2012 12 25	2016 02 26	0	0	0	0	

				38	2012 25	12	2016 26	02	0	0	0	0
				53	2011 19	04	2013 26	02	0	0	0	0
				74	2006 25	12	2013 26	02	0	0	0	0
				59	2006 25	12	2013 26	02	0	0	0	0
				77	2006 25	12	2013 19	02	0	0	0	0
				60	2006 25	12	2013 26	02	0	0	0	0
				40	2007 18	05	2013 26	02	0	0	0	0
				43	2007 18	05	2013 26	02	0	0	0	0
				51	2010 11	06	2012 25	12	0	0	0	0
				48	2010 11	06	2012 25	12	0	0	0	0
				41	2010 11	06	2012 25	12	0	0	0	0
				40	2009 31	07	2012 28	03	0	0	0	0
	--	--	--	--	--	--	--	--	0	349,500	0	349,500

5

1 1963 1

2 1968 2

3 1970 12 MBA

4 1966 10

5 1964 5

6 1976 10

7 1965 5

8 1962 3

9 1963 6

10 1957 12

11 1954 5

12 1956 12

13 1955 1

14 1953 9

15 1971 10

OTC

16 1975 10

EDP

			2007 01	2013 12 31	
			01		
			2005 01	2013 12 31	
			01		

			2005 01 01	2013 12 31	
			2012 07 01	2013 12 31	

			2006 05 01		

ĐIỀU CHỈNH

1

2

3

616.25

			50		74.8	0	74.8
			45		63.52	0	63.52
			43		40.97	0	40.97
			47		26.6	0	26.6
			49		30	0	30
			37		12.33	0	12.33

			57		29.93	0	29.93
			58		16.53	0	16.53
			60		14.25	0	14.25
			42		57.38	0	57.38
			38		16.07	0	16.07
			53		71.07	0	71.07
			74		5	0	5
			59		5	0	5
			77		5	0	5
			60		0	15.34	15.34
			40		13.63	0	13.63

		5.44		2013 3 21	
			JLC1	037029	120
	80				
		100			
			40		20
		50			

			2013 02 26	
			2013 02 26	
			2013 02 26	
			2013 02 26	
			2013 02 26	
			2013 02 26	
			2013 02 26	
			2012 12 25	
			2012 12 25	
			2012 12 25	
			2012 03 28	

“ ”

1

2012 12 31

4122

2

		2012
	()	27
		599
		1343
	()	2153

2012

1

2

9

3

ê

5

1

2012 8 20 < 2012 > 2012 81 < >

2

2009

2011 11
2011 234

(www.cninfo.com.cn)


1


2011	2012 05 16	1 2011 2 2011 3 2011		2012 05 17	2011 2012-021 http://www.cninfo.com.cn/

		4	2011			
			5			
			2011			
		6				
			2012			
			7			
		8				
			100%			
			100%			
			9			
			100%			
			100%			

2

		1			
			2		
			<		
		>	3		
			<		
	2012	2012 08 20	>	4	
				2012	
				5	
				(2012	
				-2014)	





(2) 1 (1)

(2) 2 (1)

(2) (3)

3 (1) (2)

(4) (3) (5)

(6) 4 (1) (2)

5 (1)

(2)

(4) (3)

" "

2012

	2012	12	2013	1	2
			2013	3	12
435		4,648			2013 3 21
		5.44			
	JLC1		037029		

2012

([2012]35)

2012 3

2012 8

3 2012 8 20
2012

2012

2012

[2012]149


< 2012

> 2012

2012

;

;



	2013 04 23
	2012 http://www.cninfo.com.cn/

2010 3

		2013 04 21
		[2013]004381

2012

) 2012 12 31

2

1

1

	449,614,692.85	287,213,510.30
	0.00	0.00
	0.00	0.00
	5,537,262.00	

	0.00	0.00
	0.00	0.00
	418,087,062.24	265,553,417.96
	0.00	0.00
	95,707,742.69	9,921,329.39
	1,977,488.10	8,320,870.24
	2,676,260.36	988,777.53
	0.00	0.00
	970,751,807.76	594,261,783.11
	2,094,865,990.67	1,800,053,515.49
	0.00	24,070,172.40
	0.00	0.00
	0.00	0.00
	0.00	0.00
	0.00	0.00
	0.00	69,466,810.00
	149,278,662.77	157,319,644.95
	81,455,688.27	156,722,615.83
	0.00	0.00
	0.00	0.00
	7,779,045.73	6,263,334.91
	68,545,679.63	51,549,076.61
	0.00	10,630,648.75
	2,542,120.70	0.00
	52,407,946.76	43,499,823.39
	0.00	0.00
	0.00	0.00
	0.00	0.00
	0.00	0.00
	0.00	0.00
	1,750,000.00	0.00
	363,759,143.86	519,522,126.84

	0.00	0.00
	0.00	0.00
	0.00	0.00
	220,400.00	227,200.00
	0.00	18,497,932.39
	0.00	0.00
	18,821,228.15	0.00
	19,041,628.15	18,725,132.39

	0.00	3,472,838.72
	0.00	0.00
	0.00	0.00
	196,133,670.05	222,693,009.99
	0.00	0.00
	0.00	0.00
	0.00	0.00
	336,666,018.86	236,597,599.23
	0.00	0.00
	0.00	0.00
	0.00	0.00
	1,043,989,293.29	629,279,749.01
	0.00	0.00
	30,973,162.84	118,397.31
	0.00	59,100.00
	0.00	0.00
	0.00	0.00
	0.00	0.00
	0.00	0.00
	120,565,990.87	15,972,780.59
	0.00	0.00
	0.00	0.00
	0.00	0.00
	0.00	0.00
	0.00	0.00
	1,195,528,447.00	645,430,026.91
	1,532,194,465.86	882,027,626.14
	0.00	0.00
	0.00	0.00
	0.00	0.00
	0.00	0.00
	0.00	0.00

	1,528.00	4,528.00
	17,169,307.80	11,156,451.17
	0.00	0.00
	0.00	0.00
	3,431,024.09	141,407.32
	0.00	0.00
	0.00	0.00
	20,601,859.89	11,302,386.49
	0.00	0.00
	0.00	0.00
	0.00	0.00
	0.00	0.00
	0.00	0.00
	0.00	0.00
	0.00	0.00
	0.00	0.00
	20,601,859.89	11,302,386.49
	990,672,061.00	630,248,041.00
	430,152,526.02	184,872,431.83
	0.00	0.00
	0.00	0.00
	89,183,864.71	50,650,958.39
	0.00	0.00
	1,584,154.24	4,953,808.43
	0.00	0.00
	1,511,592,605.97	870,725,239.65
	1,532,194,465.86	882,027,626.14



	68,916,306.42	87,782,266.95
“ ”	276,139,747.75	361,127,592.38
	13,632,908.12	24,530,937.49
	255,461,059.63	323,976,667.80
	20,678,688.12	37,150,924.58
	--	--
	0.26	0.34
	0.26	0.34
	0.00	0.00
	276,139,747.75	361,127,592.38
	255,461,059.63	323,976,667.80
	20,678,688.12	37,150,924.58

13,632,908.12

4

	12,178,625.81	14,098,827.32
	0.00	0.00
	682,003.04	789,534.32
	0.00	0.00
	31,818,895.41	20,900,659.06
	144,912.42	-7,853.51
	2,000.00	-95,021.00
“ ”	-1,998,171.65	-1,536,418.89
“ ”	390,314,941.31	269,364,478.90
	0.00	0.00
“ ”	367,847,584.60	260,339,568.46

	1,990,058,680.06	2,136,378,047.47
	1,159,099,265.10	1,150,802,646.15
	0.00	0.00
	0.00	0.00
	0.00	0.00
	0.00	0.00
	0.00	0.00
	220,305,894.10	174,937,617.78
	249,741,309.43	270,350,498.77
	176,945,351.25	375,280,414.88
	1,806,091,819.88	1,971,371,177.58
	183,966,860.18	165,006,869.89
	2,110,948,261.07	48,703,561.30
	888,066.16	84,868.00
	29,292,117.45	118,451.60
	25,652,842.52	0.00
	14,330,000.00	0.00
	2,181,111,287.20	48,906,880.90
	242,096,293.44	107,723,191.26
	2,108,783,545.97	48,853,497.47
	0.00	0.00
	136,797,980.59	51,891,225.00
	0.00	0.00
	2,487,677,820.00	208,467,913.73
	-306,566,532.80	-159,561,032.83
	364,290,000.00	117,615,400.00
	1,360,000.00	0.00

	28,000,000.00	20,000,000.00
	0.00	0.00
	0.00	0.00
	392,290,000.00	137,615,400.00
	22,568,104.79	128,269,000.00
	40,590,764.04	24,634,005.45
	0.00	0.00
	721,300.00	3,263,745.22
	63,880,168.83	156,166,750.67
	328,409,831.17	-18,551,350.67
	0.00	0.00
	205,810,158.55	-13,105,513.61
	243,804,534.30	256,910,047.91
	449,614,692.85	243,804,534.30

6

	4,854,294.80	12,104,914.88
	0.00	0.00
	515,997,198.22	60,147,003.00
	520,851,493.02	72,251,917.88
	0.00	0.00
	12,446,245.11	14,343,638.60
	563,533.40	679,082.22
	557,088,434.90	78,516,989.73
	570,098,213.41	93,539,710.55
	-49,246,720.39	-21,287,792.67

	1,547,435,960.54	40,697,427.22
	232,419,318.04	100,110,487.53
	28,948,800.00	0.00
	0.00	0.00
	0.00	0.00
	1,808,804,078.58	140,807,914.75
	150,788,421.00	184,432.00
	1,545,493,536.97	40,853,497.47
	264,909,375.89	51,891,225.00
	0.00	0.00
	1,961,191,333.86	92,929,154.47
	-152,387,255.28	47,878,760.28
	362,930,000.00	0.00
	0.00	0.00
	0.00	0.00
	0.00	0.00
	362,930,000.00	0.00
	0.00	0.00
	35,041,791.05	23,361,194.04
	721,300.00	3,263,745.22
	35,763,091.05	26,624,939.26
	327,166,908.95	-26,624,939.26
	0.00	0.00
	125,532,933.28	-33,971.65
	143,910.08	177,881.73
	125,676,843.36	143,910.08

							791.05	1.05
--	--	--	--	--	--	--	--------	------

	630,248,04 1.00	184,872,43 1.83			50,650,958 .39		4,953,808. 43	870,725,23 9.65
	630,248,04 1.00	184,872,43 1.83			50,650,958 .39		4,953,808. 43	870,725,23 9.65
“ ”	360,424,02 0.00	245,280,09 4.19			38,532,906 .32		-3,369,654. 19	640,867,36 6.32
							385,329,06 3.18	385,329,06 3.18
							385,329,06 3.18	385,329,06 3.18
	45,300,000 .00	245,280,09 4.19						290,580,09 4.19
1	45,300,000 .00	313,584,10 0.40						358,884,10 0.40
2								
3		-68,304,00 6.21						-68,304,00 6.21
					38,532,906 .32		-73,574,69 7.37	-35,041,79 1.05
1					38,532,906 .32		-38,532,90 6.32	
2								
3							-35,041,79 1.05	-35,041,79 1.05
4								

	315,124,02 0.00						-315,124,0 20.00	
1								
2								
3								
4	315,124,02 0.00						-315,124,0 20.00	
1								
2								
	990,672,06 1.00	430,152,52 6.02			89,183,864 .71		1,584,154. 24	1,511,592, 605.97

					26,034,375		-49,395,56	-23,361,19
					.46		9.50	4.04
1					26,034,375		-26,034,37	
					.46		5.46	
2								
3							-23,361,19	-23,361,19
							4.04	4.04
4								
	210,082,68						-210,082,6	
	0.00						80.00	
1								
2								
3								
4	210,082,68						-210,082,6	
	0.00						80.00	
1								
2								
	630,248,04	184,872,43			50,650,958		4,953,808.	870,725,23
	1.00	1.83			.39		43	9.65

1.

(“ ” “ ”)

1996

1996 12 10

2012

12 31

990,672,061

990,672,061.00

2011

2011 12 31

630,248,041

3

1 1 12 31

4

5

1

2

1

2

6

1

2

7

8

1

2

”

“

9

1

2

1.

1.

1.

1.

1.

1.

()

3

1
2

1
2

4

5

6

1

2

7

10

1

	100	100

--	--

2

√ □

	(%)	(%)
1 1	0%	0%
1 2	5%	5%
2 3	10%	10%
3 4	30%	30%
4 5	80%	80%
5	100%	100%

□ √

□ √

3

11

1

2

3

4

:□

(

)

□

2

2

1

2

3

4

13

14

1

1

2

2

1

2

3

4

5

3

		%	%
	10-25	5	

	5-10	5%	
	5-10	5%	
	5-10	5%	
	5-10	5%	

4

5

15

1

2

3

16

1

1

2

3

2

3

3

4

17

18

19

1

1

52.43C2_0 10.56 Tf -225.746 -15.6 d [27CFC4D3242FB>11<1358

	5-10	
	2-5	

3

4

5

6

- 1
- 2
- 3

20

21

22

1

2

23

1

2

1

6

2

3

4

5

3

4

24

25

1

72

2

1
2

3

4

1
2

26

1

1

2

27

1

2

28

1

1

2

2

1

2

3

29

1

2

30

31

32

√

1

√

2

√

33

√

1

2

34

1

		17% 13%
		5%
		5% 7%

	15%	
	15%	
	15%	
	15%	

70%

1.2%

12%

2

1

51

[2012]1

GF201136000019

GF201136000047

2014 10 8

2011 2013 10 9 15%

2

16

[2012]5

GF201236000005

GF201236000016

2015 4 19

2012 2015 4 20 15%

3

1

1


								(%)	(%)				
(1	500.00		425.00		85%	85%		591.67			
)													
(1	1,136.00		1,000.00		88.03%	88.03%		158.31			
)													

--	--	--	--	--	--	--	--	--	--	--	--	--	--

2

)ÉD-

()		608		2,300.00		2,724.86		100%	100%				
()				3,100.00		3,644.36		100%	100%				
()		29		13,180.00		15,107.82		100%	100%				



)		758											
(758		2,000.00		1,700.00		85%	85%		371.78		

3

								(%)	(%)				
--	--	--	--	--	--	--	--	-----	-----	--	--	--	--

()				5,088.00		21,675.00		100%	100%				
()		158		500.00		7,140.00		100%	100%				

2

--	--	--	--	--	--	--	--	--	--	--	--	--	--

3

□ √

4

(13,223,780.10	1,863,780.10
)	36,381,990.57	8,964,048.60
()	183,367,145.63	22,380,268.38
()	24,785,573.06	4,270,954.91
()	125,847,424.53	32,470,134.66
()	53,898,557.96	19,120,694.67

()	36,606,837.90	1,216,684.59

5

(13,752,995.97	4,655,710.27	360,668.57
)					
(69,835,163.30	9,154,260.66	-2,487,356.36
)					

2011
) 2012 6 29

([2012]154
A 4,530

“ ” 41.498%

“ ” 55%

“ ” 8,000

2012 7 11

“ ” 84,614,815.06

2012 6 28 2012
6 27

1. “ ” 2004 10 19
200
2012 12 31 110 55%
81 40.5% 9 4.5%
360900520001012
2004 10 19 2014 10 18 6
“ ” 1950 3 “ ” “
” “ ” 2012 12 31
29,580
2011 8 15 2012 5 26
2012 6 20
67,800,020.50 ,
16,241.535049 54.91%
8,859 29.95% 1,348.9416
4.56% 300 1.01%
2,130.523351 7.2% 500 1.69%
200 0.68%
360000110007025 758

2015 12 31 1992 1312

1.

1. 2012 6 28
2012 5 28 1 2012
6 1 2012 6 1

1. 2011 2011
2011 105 106
2011 6 30 23,491.12
41.498% 9,461.535 9,434.10 55%
3,244.82 12,706.355

1. 2011 8 10 2011 6 30

2012 6 1

8,778,936.30

26,117,435.88

--	--

4 30 1 2012 5 1
 2012 5 1

3
 2012 4 25
 2012 3 31

4
 21,675.00 7,140.00
 15,753.63 3,490.60
 5,921.37
 3,649.40

7

()	2012 08 27	

2012 8 27

2012 6 30 2012
 040 5,840.00
 51.00% 2012 1-6 121.67 6.04
 2012 6 30 6.04 51.00%
 2,913.27 2,856.00 57.27

8

--	--	--	--

9

10

1

:	--	--	33,393.17	--	--	713.17
	--	--	33,393.17	--	--	713.17
	--	--	448,997,671.47	--	--	243,803,497.19
	--	--	448,997,671.47	--	--	243,803,497.19
	--	--	583,628.21	--	--	43,409,299.94
	--	--	583,628.21	--	--	43,409,299.94
	--	--	449,614,692.85	--	--	287,213,510.30

	--	43,408,976.00
	--	43,408,976.00

2

1

	0.00	0.00
	5,537,262.00	8,293,928.00
	0.00	0.00
	0.00	0.00
	0.00	0.00
	0.00	0.00
	5,537,262.00	8,293,928.00

2

		0.00

3

3

--	--	--	--	--

4

	0.00			0.00		
	--	--	--	--	--	--
	0.00			0.00		
	--	--	--	--	--	--
				0.00		
	0.00			0.00	--	--

5

1

--	--

3

6

1

		(%)		(%)		(%)		(%)
	153,375,80	100%	762,810.22	0.5%	79,496,97	100%		
	6.03				8.86			

2

--	--	--	--	--

			%	
--	--	--	---	--

3

--	--	--	--	--

		10,948,427.94	1		7.14%
		8,979,010.25	1		5.85%
	--	73,370,486.75	--		47.84%

6

				(%)
--	--	--	--	-----

7

--	--	--

8

7

1

		(%)		(%)		(%)		(%)
	8,572,655.86	100%	502,336.99	5.86%	9,399,396.14	100%	357,958.53	3.81%
	8,572,655.86	100%	502,336.99					



		(%)			(%)	
1						
1	7,202,047.27	84.02%		8,422,232.23	89.61%	
1 2	425,455.19	4.96%	21,272.76	537,971.92	5.72%	26,898.59
2 3	353,454.90	4.12%	35,345.49	20,100.71	0.21%	2,010.14
3 4	172,607.22	2.01%	51,782.17	125,773.55	1.34%	37,732.07
4 5	125,773.55	1.47%	100,618.84	10,000.00	0.11%	8,000.00
5	293,317.73	3.42%	293,317.73	283,317.73	3.01%	283,317.73
	8,572,655.86	--	502,336.99	9,399,396.14	--	357,958.53

2

--	--	--	--	--

			%	
--	--	--	---	--

3

--	--	--	--	--

4

5

5

5

			(%)
--	--	--	-----

6

				(%)
		990,000.00	1	11.55%
		742,714.12	1	8.66%
		555,704.83	1	6.48%
		471,922.42	1	5.5%
		450,000.00	1	5.25%
	--	3,210,341.37	--	37.44%

7

			(%)
--	--	--	-----

8

--	--	--

9

8

1

		%		%
1	32,409,106.35	88.24%	72,248,904.88	98.21%
1 2	4,114,588.43	11.2%	1,140,996.85	1.55%
2 3	205,762.86	0.56%	179,806.51	0.24%
	36,729,457.64	--	73,569,708.24	--

2

		3,209,731.80	1	
		2,932,541.76	1 2	
		1,560,673.20	1	
		1,378,740.00	1	
		1,349,443.40	1	
	--	10,431,130.16	--	--

3

5

5

4

	2,932,541.76	1	2
	778,577.87	1	2
	3,711,119.63		

			(%)
		400,000.00	1.09
		400,000.00	1.09

2012 10 18
1,600,000.00
25% 400,000.00

9-12

9

1

	74,629,578.29		74,629,578.29	40,190,977.99		40,190,977.99
	9,197,922.38		9,197,922.38	15,193,283.19		15,193,283.19
	112,351,256.47	630,731.64	111,720,524.83	151,660,245.85		151,660,245.85
	4,212,782.17		4,212,782.17	3,357,438.44		3,357,438.44
	19,311.82		19,311.82	47,446.34		47,446.34
	1,174,172.85		1,174,172.85	253,215.47		253,215.47
	201,585,023.98	630,731.64	200,954,292.34	210,702,607.28		210,702,607.28

2

--	--	--	--	--

		765,156.36		492,047.64	630,731.64
		0.00		0.00	
		0.00		0.00	
		765,156.36		492,047.64	630,731.64

3

0%

2

					0.00			0.00

12

1

	0.00	0.00
	0.00	0.00

2

		%
--	--	---

13

	0.00	0.00
	0.00	0.00
	0.00	0.00
	0.00	0.00
	0.00	0.00
	0.00	0.00

14

	(%)	(%)						
	0%	0%	0.00	0.00	0.00	0.00	0.00	0.00
	0%	0%	0.00	0.00	0.00	0.00	0.00	0.00

15

1

						(%)	(%)				
	--	0.00	0.00	0.00	0.00	--	--	--	0.00	0.00	0.00

2

--	--	--

16

1

	0.00	0.00	0.00	0.00
1.	0.00			0.00

2. 

0.00

2	0.00						0.00
3	0.00						0.00

	4,197,643.83	--	4,325,973.72
	5,836,778.39	--	21,548,756.03
	6,160,794.09	--	6,719,321.74
	38,556,328.93	35,598,498.43	

2

--	--	--	--	--	--

3

--	--	--	--

4

--

15,046.40	2012 6 29		15,046.40	
		31,744,600.00		118,719,400.00
2			75,708,384.60	
	63,766,283.74			11,378,386.33
	492,927.54			792,261.28
	228,546.75	356,641.87		
3	16,903,846.53			9,907,769.51
			4,085,813.06	
4				
5				
6				

18

1

	12,815,577.55		12,815,577.55	7,341,503.83		7,341,503.83
				306,876.77		306,876.77
	39,591,112.83		39,591,112.83	9,982,600.00		9,982,600.00
	32,396,287.37		32,396,287.37	8,922,546.60		8,922,546.60
	10,589,925.66		10,589,925.66	4,037,000.00		4,037,000.00
	24,901,329.92		24,901,329.92	7,080,000.00		7,080,000.00
				30,047,075.00		30,047,075.00
	4,172,025.47		4,172,025.47	306,800.00		306,800.00
GMP	206,207.54		206,207.54			
	124,672,466.34		124,672,466.34	68,024,402.20		68,024,402.20

2

						(%)					(%)	
	30,460,0	7,341,50	9,265,36	3,791,29		97%	80.00					12,815,5

	00.00	3.83	3.81	0.09							77.55
	260,000. 00	306,876. 77	65,415.5 7	372,292. 34		100%	100.00				

3

	0.00			0.00	
		0.00	0.00		--

4

	76.45		
	80.00		
	80.00		
	92.93		

5

19

	0.00			0.00

20

	0.00	0.00	
	0.00	0.00	--

1

21

1

	0.00			0.00
	0.00			0.00
	0.00			0.00
	0.00			0.00
	0.00	0.00	0.00	0.00

2

	0.00			0.00
	0.00			0.00
	0.00			0.00
	0.00			0.00
	0.00			0.00

22

	0.00			0.00
	0.00			0.00
	0.00			0.00
	0.00			0.00

23

1

	328,017,548.39	186,364,999.56	30,389,094.90	483,993,453.05
1	253,998,574.08	125,360,075.43	1,440,294.90	377,918,354.61
2	38,181,085.33	11,720,551.95	28,948,800.00	20,952,837.28
3	1,500,000.00	48,987,749.91		50,487,749.91
4	32,118,125.68			32,118,125.68

1	229,110,463.47			345,182,041.72
2	15,976,019.58			14,082,414.37
3				41,717,359.79
4	20,088,073.61			16,876,811.13
5	181,435.27			54,010.32
6	197,426.03			174,424.91

21,189,239.88

2

--	--	--	--	--	--

100

24

	9,921,329.39		9,921,329.39		
		36,494,041.59		36,494,041.59	
		59,213,701.10		59,213,701.10	
	9,921,329.39	95,707,742.69	9,921,329.39	95,707,742.69	

1

21,675.00

7,140.00

15,753.63

3,490.60

5,921.37

3,649.40

2

3

25

--	--	--	--	--	--

	7,111,703.64		5,571,878.31		1,539,825.33	
	1,209,166.60		849,167.65		359,998.95	
		186,393.16	108,729.34		77,663.82	
	8,320,870.24	186,393.16	6,529,775.30		1,977,488.10	--

26

1

	336,039.16	71,530.56
	2,326,221.20	889,246.97
	14,000.00	28,000.00
	2,676,260.36	988,777.53
	0.00	0.00

	3,579,577.84	1,579,406.19
	3,579,577.84	1,579,406.19

--	--	--	--

2

	2,676,260.36		988,777.53	

	0.00	0.00		0.00	0.00
	0.00	0.00		0.00	0.00
	0.00			0.00	0.00
	0.00			0.00	0.00
	0.00	0.00		0.00	
	0.00	0.00		0.00	0.00
	1,012,988.14	1,368,386.87		518,033.64	1,895,878.85

2012 4 30

2012 6 30

28

	0.00	0.00

29

1

		4,070,172.40
		20,000,000.00
	0.00	24,070,172.40

2012 6 7

6 15

15

4,070,172.40

2012

2012 6

2

--	--	--	--	--	--

30

	0.00	0.00
	0.00	0.00
	0.00	0.00
	0.00	0.00
	0.00	0.00

31

		0.00
		69,466,810.00
	0.00	69,466,810.00

0.00

32

1

1	139,503,749.03	137,492,989.69
1-2	988,521.06	12,035,387.59
2-3	2,194,767.19	1,421,038.15
3	6,591,625.49	6,370,229.52
	149,278,662.77	157,319,644.95

2 5 5

--	--	--

3

1 5 5
2

()	5,490.00	---
	16,971.31	---
	22,461.31	---

3

	1,632,800.00	
{	956,661.00	
	606,149.91	
	487,500.00	
	376,666.67	
	4,059,777.58	

33

1

1	77,538,717.67	146,105,984.17
1-2	596,971.59	7,450,723.78
2-3	247,573.97	760,117.79
3	3,072,425.04	2,405,790.09
	81,455,688.27	156,722,615.83

2 5 5

--	--	--

3

1

5

5

2

3

	558,395.08		

34

	2,290,820.88	195,647,275.00	193,014,127.08	4,923,968.80
	0.00	8,612,133.00	8,612,133.00	
	944,405.10	16,449,616.52	17,393,682.82	338.80
	21,624.69	2,333,367.39	2,354,992.08	
	857,708.29	11,928,700.81	12,786,409.10	
	23,066.14	686,182.45	708,909.79	338.80
	41,753.58	1,404,590.75	1,446,344.33	
	252.40	96,775.12	97,027.52	
	8,857.00	649,451.00	658,308.00	
		19,405.00	19,405.00	
	3,019,251.93	607,481.00	771,994.80	2,854,738.13
	6,263,334.91	221,985,361.52	220,469,650.70	7,779,045.73

0.00

607,481.00

0.00

19,405.00

607,481.00

19,405.00

2013 2 28

4,923,968.80

35

	7,615,548.64	4,909,875.96
	46,697.73	
	370,473.25	200,327.18
	37,745,501.76	30,900,880.18
	17,340,221.24	11,703,264.38
	2,246,642.43	1,791,128.53
	1,164,254.46	867,546.11
	776,169.68	529,234.38
	319,024.45	201,338.27
	475,018.69	89,837.61
	446,127.30	355,644.01
	68,545,679.63	51,549,076.61

36

		10,630,648.75
	0.00	10,630,648.75

2012 6 7

2012 6 15

33,400,000.00

2012 6 15

33,400,000.00

19,514,154.76

18,497,932.39

4,612,087.15

2012 8 21

37

	2,542,120.70		
	2,542,120.70	0.00	--

2011

38

1

1	22,677,686.37	25,208,710.90
1 2	17,187,777.88	8,826,736.54
2 3	6,880,576.19	509,191.97
3	5,661,906.32	8,955,183.98
	52,407,946.76	43,499,823.39

2

5

5

--	--	--

3

	3,752,159.00	
	3,752,159.00	

4

	3,752,159.00	
	2,091,800.30	
	5,843,959.30	

39

	18,497,932.39		18,497,932.39	

3

--	--	--	--	--	--	--	--	--	--

43

--	--	--	--	--	--	--	--	--	--

44

1

			%			
--	--	--	---	--	--	--

2

45

	227,200.00		6,800.00	220,400.00	---
	227,200.00		6,800.00	220,400.00	--

[2009]9

[2009]19

2009 12 31

[2009]56

6,800.00

46

	971,670.84	
	7,630,000.00	
GMP	2,600,000.00	
	1,919,160.51	
	4,757,290.81	
	943,105.99	
	18,821,228.15	0.00

1

[2011]2874

1,000,000.00

2012

28,329.16

2

[2012]95

2012

7,630,000.00

3

5000

	630,248,041.00	45,300,000.00	315,124,020.00			360,424,020.00	990,672,061.00

3

1 2012 5 16 2011 2011
 630,248,041 10 0.556
 10 5 945,372,061
 2012 5 31 630,248,041.00 945,372,061.00

[2012]050

2 2011 (A
 [2012]154) 2012 6 29
 4,530 8.10 366,930,000.00
 2012 6 29 945,372,061.00 990,672,061.00

[2012]072

2012 7 18
 2
 2012 9 27 226,791,900

48

49

50

	104,628,409.14	313,584,100.40	127,063,550.49	291,148,959.05
	2,197,297.12			2,197,297.12
	106,825,706.26	313,584,100.40	127,063,550.49	

2	127,063,550.49			41.5%
	55%			
3		20	—	
			104,628,409.14	

51

	65,220,720.47	38,532,906.32		103,753,626.79
	2,305,619.97			2,305,619.97
	67,526,340.44	38,532,906.32		106,059,246.76

1		2012	10%	38,532,906.32
2	20	—		712,954.25

52**53**

		417,688,383.95	--
	+ -	-53,775,456.27	--
		363,912,927.68	--
		255,461,059.63	--

	2,071,206,745.89	1,264,317,058.57	2,336,482,914.77	1,415,802,004.72
--	------------------	------------------	------------------	------------------

4

	460,993,061.04	327,859,152.52	490,117,473.76	346,889,500.55
	867,798,476.56	399,478,763.34	1,077,835,249.67	543,337,876.80
	254,925,929.27	187,592,897.68	281,881,594.45	196,640,459.87
	216,677,181.35	156,247,934.71	213,787,631.85	145,193,911.62
	147,352,084.25	105,476,133.17	164,934,594.58	109,649,217.66
	123,460,013.42	87,662,177.15	107,926,370.46	74,091,038.22
	2,071,206,745.89	1,264,317,058.57	2,336,482,914.77	1,415,802,004.72

5

		(%)
	116,202,122.13	5.57%
	45,675,514.97	2.19%
	32,809,842.34	1.57%
	30,835,196.58	1.48%
	28,062,841.63	1.34%
	253,585,517.65	12.15%

55

				“ ”	
				“ ”	

56

	542,101.55		
	6,170,010.22	6,890,249.85	

	600,050.09	786,343.35

61

	0.00	0.00
	0.00	0.00
	0.00	0.00
	0.00	0.00
	0.00	0.00
	0.00	0.00
	0.00	0.00
	0.00	0.00
	0.00	0.00
	0.00	0.00
	0.00	0.00
	0.00	0.00
	1,368,386.87	-98,580.79

63

1

	17,573,116.79	3,677.76	88,602.73
	6,013.94	3,677.76	5,428.46
	17,567,102.85		83,174.27
	4,763,986.39	29,976,208.52	4,763,986.39
	10,513,460.78	11,182,574.75	10,513,460.78
	416,094.60	184,118.89	416,094.60
	258,191.83	323,687.79	258,191.83
	422,000.00	100,000.00	422,000.00
	3,083,228.52	674,793.89	3,083,228.52
	111,753.70	63,022.67	17,596,267.76
	37,141,832.61	42,508,084.27	

2

	592,801.88		

1.	326,739.22		
2.	180,839.49		
3	28,329.16		
4.:	56,894.01		
	9,920,658.90	11,182,574.75	
1.	4,070,000.00		
3.		2,545,483.00	
4.	480,000.00	260,000.00	
5.	5,090,000.00	8,037,200.00	
6.	21,658.90	335,355.63	
7.	160,000.00		
8.		4,536.12	
9.	99,000.00	0.00	
	10,513,460.78	11,182,574.75	--

1
 2008
 [2009]218
 2008 2009 6,500,000.00
 2009 1 1 2011 12 31 1,252,600.36
 2012 490,108.83 2012 5-12
 326,739.22

2
 [2012]53
 2,100,000.00 2009 ~2012
 180,839.49

3
 [2011]2874
 1,000,000.00

2012 28,329.16

4
 [2012]541
 1,000,000.00
 2012

6	2010 5 27		10%	
				480,000.00
7			[2011]150	
5,090,000.00				
8				[2009]61
11,520.00			[2011]13	
	10,138.90			
9	:		[2012]207	
[2012]279				100,000.00
60,000				
10	2011 10 13		2011	
		2011		99,000.00

64

--	--	--	--

66

2010 “ 9 ——
1 —— 2008 “ [2010]2 [2008]43 ”

1

	0.26	0.26	0.34	0.34
	0.23	0.23	0.28	0.28

2

	1	255,461,059.63	323,976,667.80
	2	36,604,897.59	54,625,005.05
	3=1-2	218,856,162.04	269,351,662.75
	4	630,248,041.00	420,165,361.00
	5	315,124,020.00	525,206,700.00
	6	45,300,000.00	--
	6		
	6		
	7	6	12
	7		
	7		
	8	--	--
	9	--	--
	10	--	--
	11	12	12
	12=4+5+6×7 ÷11-8×9÷11-10	968,022,061.00	945,372,061.00
	13		
	14=1÷13		
	15=3÷12	0.23	0.28

	17	25%	25%
	18	--	--
	19	--	--
	20=[1+(16-18)× (100%-17)]÷(13+19)		
	21=[3+(16-18) ×(100%-17)]÷(12+19)	0.23	0.28

1

$$S = \frac{P_0}{S_0 + \frac{S_1}{S_0} \times M_i - M_0 - \frac{S_j}{S_1} \times M_j - M_0 - S_k}$$

2

$$P_1 = \frac{P_1}{(S_0 + \frac{S_1}{S_0} \times M_i - M_0 - \frac{S_j}{S_1} \times M_j - M_0 - S_k + \dots)}$$

67

	0.00	0.00

68

	16,822,931.09
	4,290,077.05
	9,920,658.90
	575,229.43
	87,678,523.11

2

	91,337,695.17
	45,436,066.80
	2,859,308.53
	178,591.89
	36,997,146.75
	136,542.11
	176,945,351.25

3

	1,000,000.00
	7,630,000.00
GMP	2,600,000.00
	2,100,000.00
	1,000,000.00
	14,330,000.00

4

	0.00

5

	0.00

6

	721,300.00
	721,300.00

69

1

1	--	--
	276,139,747.75	361,127,592.38
	1,368,386.87	-98,580.79
	38,556,328.93	22,808,746.75
	17,678,824.09	13,496,425.33
	6,529,775.30	8,430,239.54
“ ”	-17,382,959.99	96,309.19
“ ”	62,217.05	188,069.16
“ ”	1,998,171.65	1,536,418.89
“ ”	1,217,664.45	3,752,503.90
“ ”	-2,740,211.57	-519,940.72
“ ”	-1,715,672.25	-829,038.60
“ ”	-32,984,391.58	-56,168,174.44
“ ”	-61,455,166.67	-(,)10 303 >>BI

	-42,713,051.97	-178,194,172.99
	-592,801.88	
	183,966,860.18	165,006,869.89
2	--	--
3	--	--
	449,614,692.85	243,804,534.30
	243,804,534.30	256,910,047.91
	205,810,158.55	-13,105,513.61

2

	--	--
1	415,213,550.49	
2	197,109,375.89	
	60,311,395.30	
3	136,797,980.59	51,891,225.00
4	262,569,943.31	
	297,827,985.84	
	141,838,323.90	
	153,294,004.01	
	23,802,362.42	
	--	--
1	29,132,683.28	
2	29,132,683.28	
	3,479,840.76	
3	25,652,842.52	0.00
4	36,606,837.90	
	258,069,664.62	
	8,045,656.23	
	229,508,482.95	

3

	449,614,692.85	243,804,534.30
	33,393.17	713.17

1

							(%)	(%)	
			158			18,818.00	44.54%	44.54%	72776518-6

2

							(%)	(%)	
			158			80000000	100%	100%	71653552-9
			608			23000000	100%	100%	73635073-2
						31000000	100%	100%	73637322-1
			29			131800000	100%	100%	72394833-X
			863			72000000	100%	100%	70572813-0
			399			40000000	100%	100%	76701255-X
						2000000	55%	55%	76701889-8

			6						
			758			295800000	54.91%	54.91%	15826154-2
			758			20000000	85%	85%	56109791-4
						50880000	100%	100%	15826081-4
			158			5000000	100%	100%	67797167-7
			1			5000000	85%	85%	69608696-4
			1			11360000	88.03%	88.03%	59376013-5

3

							(%)	(%)	

4

									66477338-0
			()						78729195-5

		67295166-9
		56969702-5

2012 12 21

2013

3 20

5

1

				%		%
			7,265.98	82.85%	10,733.45	80.56%
			234.96	100%	20.00	100%
()			0.49	0%	0.09	0%
			90.00	12.71%		
()			15,046.40	100%		

				%		%
()					0.15	0.94%
()			2,894.88	100%		

2 /

/

/	/	/	/	/	/	/
---	---	---	---	---	---	---

/

/	/	/	/	/	/	/
---	---	---	---	---	---	---

/

3

--	--	--	--	--	--	--

--	--	--	--	--	--	--

4

--	--	--	--	--	--	--

5

6

--	--	--	--	--	--

						%	%

7

	()		9,461.54	---
	()		3,244.82	---

6

				6,751,859.19	
		400,000.00			

	()	5,490.00	
		16,971.31	

1

2

3

4

5

1

()
300

2012

2 23
300

2012 8 23

2

1

2

1

--	--	--	--

	2013	2	26	2013
	()		<	
				>
		2013	3	12
				4,648
	4,648			
	4.69%			
	5.44 /	2013		
1	30			
		2013	3	11
		2013	3	12
				435
		4,648		
		12		
		48		

		22		
	—			
		—		
	Black-Scholes Model			
		4,648		
		6,659.64		
	2013	3	12	

2

	0.00
	0.00

3

	2013	2017	2013	2014	2015	2016	2017
	1,124.62		562.31	562.31	-	-	-
	1,523.29		456.99	609.32	456.98	-	-
	1,859.68		398.50	531.34	531.34	398.50	-
	2,152.05		358.67	478.23	478.23	478.23	358.69
	6,659.64		1,776.47	2,181.20	1,466.55	876.73	358.69

1

1	2006	()		—		2,894.88
				2,894.88		2012 12 7
	2,894.88			1,146.49		1,748.39
2	2010 11 26		100%			()
				2011	2012	2013
		2011	2012	2013	10	

2011	2,371.93	100%
2012	2,638.55	30.98
2,607.57		

2

2012 6 7			
2012 6 15		33,400,000.00	
			2012 6 15
	33,400,000.00	19,514,154.76	18,497,932.39
	4,612,087.15		
2012 8 21			

3

4

5

6

1.		0.00			0.00
2.		0.00			0.00

7

1.		0.00			0.00
2.		0.00			0.00
3.					

√ □

		(%)			(%)	
1						
	--	--	--	--	--	--
1	9,318,243.45	100%		1,993,912.44	100%	
	9,318,243.45	--		1,993,912.44	--	

□ √

□ √

□ √

2

--	--	--	--	--

			%	
--	--	--	---	--

3

--	--	--	--	--	--

4

5

5

5

6

				(%)
		3,443,936.07	1	36.96%
		2,970,443.28	1	31.88%
		1,175,622.22	1	12.62%
		1,022,890.76	1	10.98%
		441,387.45	1	4.74%
	--	9,054,279.78	--	97.18%

7

			(%)
		3,443,936.07	36.96%
		2,970,443.28	31.88%
		1,175,622.22	12.62%
		1,022,890.76	10.98%
		441,387.45	4.74%
		209,583.60	2.25%
		31,078.23	0.33%
		23,301.84	0.24%
	--	9,318,243.45	100%

8

9

2

1

		(%)		(%)		(%)		(%)
	196,143,670.05	100%	10,000.00	0.01%	222,701,009.99	100%	8,000.00	0%
	196,143,670.05	100%	10,000.00	0.01%	222,701,009.99	100%	8,000.00	0%
	196,143,670.05	--	10,000.00	--	222,701,009.99	--	8,000.00	--

√

√

		(%)		(%)		(%)		(%)
1	--	--	--	--	--	--	--	--
1	196,133,670.05	99.99%			222,691,009.99	100%		
4 5					10,000.00	0%	8,000.00	
5	10,000.00	0.01%	10,000.00					
	196,143,670.05	--	10,000.00		222,701,009.99	--	8,000.00	

√

√

√

2

--	--	--	--	--

			%	
--	--	--	---	--

3

--	--	--	--	--	--

4

5 5

5

6

				(%)
		195,491,882.25	1	99.67%
		450,000.00	1	0.23%
		98,816.67	1	0.05%
		58,190.16	1	0.03%

			(%)
		195,491,882.25	99.67%
	--	195,491,882.25	99.67%

8

9

3

--	--	--

		216,750,000.00		216,750,000.00	216,750,000.00	100%	100%				
		32,448,200.00		17,640,508.73	17,640,508.73	55%	55%				
		162,415,350.49		108,919,035.55	108,919,035.55	54.91%	54.91%				
	--	1,132,529,132.01	629,279,749.01	414,709,544.28	1,043,989,293.29	--	--	--			389,047,999.09

2012 5 15 2012 12 18 2011 2011 100%
 95% 177,872,137.19 211,175,861.90 389,047,999.09

4

1

		0.00	0.00
		12,178,625.81	14,098,827.32
		12,178,625.81	14,098,827.32
		0.00	0.00

2

		0.00	0.00

3

--	--	--	--

	0.00		0.00	

4

	0.00		0.00	

5

		(%)
	5,699,757.94	46.8%
	2,970,443.28	24.39%
	1,501,032.76	12.33%
	998,140.03	8.2%
	630,919.64	5.18%
	11,800,293.65	96.9%

5

1

	389,047,999.09	268,850,672.27
	-259,373.50	513,806.63
	1,526,315.72	0.00
	390,314,941.31	269,364,478.90

2

--	--	--	--

	120,794,994.77	117,884,926.62	
	87,576,400.76	47,684,908.35	
	3,863,899.13	2,753,404.49	
	90,295,736.43	82,142,644.07	
	36,423,930.72	18,384,788.74	
	50,093,037.28		
	389,047,999.09	268,850,672.27	--

3

--	--	--	--

1		2012 5 15	2012 12 18
2011	95%	120,794,994.77	
2		2012 5 15	2012 12 18
2011	100%	87,576,400.76	
3		2012 5 15	2012 12 18
2011	95%	3,863,899.13	
4		2012 5 15	2012 12 18
2011	100%	90,295,736.43	
5		2012 5 15	2012 12 18
2011	95%	36,423,930.72	
6		2012 5 15	2012 12 18
2011	95%	50,093,037.28	

6

1	--	--
	385,329,063.18	260,343,754.58
	2,000.00	-95,021.00
	1,273,355.47	22,169.91
	2,661,318.30	4,367,649.72
“ ”	-17,483,928.58	
“ ”	1,998,171.65	1,536,418.89

“ ”	-390,314,941.31	-269,364,478.90
“ ”	-42,011,232.50	-26,440,355.49
“ ”	9,299,473.40	8,342,069.62
	-49,246,720.39	-21,287,792.67
2	--	--
3	--	--
	125,676,843.36	143,910.08
	143,910.08	177,881.73
	125,532,933.28	-33,971.65

7

--	--	--	--	--

--	--	--

1

	%		
	18.36%	0.26	0.26

				3-6
	152,612,995.81	78,841,949.25	93.57%	, 5,620 , 46.10%
	36,729,457.64	73,569,708.24	-50.08%	,
	9,671,645.57	2,112,052.15	357.93%	
	327,630,788.03	241,452,985.79	35.69%	3,174.46 4,269.22
	124,672,466.34	68,024,402.20	83.28%	
	418,087,062.24	265,553,417.96	57.44%	11,871.94 ; 1,433.71 ; 5,327.36 ,
	95,707,742.69	9,921,329.39	864.67%	28,815 , 19,244.23 , 9,570.74
	1,977,488.10	8,320,870.24	-76.23%	
	2,676,260.36	988,777.53	170.66%	
	--	24,070,172.40	-100.00%	,
	--	69,466,810.00	-100.00%	,
	81,455,688.27	156,722,615.83	-48.03%	,
	68,545,679.63	51,549,076.61	32.97%	

	990,672,061.00	630,248,041.00	57.19%	10 5
	293,346,256.17	106,825,706.26	174.60%	
	106,059,246.76	67,526,340.44	57.06%	
	230,675,269.94	363,912,927.68	-36.61%	2012
	143,501,577.48	103,502,704.24	38.65%	900
				600

				136
	28,000,000.00	20,000,000.00	40.00%	2012 6
	22,568,104.79	128,269,000.00	-82.41%	-
	40,590,764.04	24,634,005.45	64.78%	3,504,18 55 2,336.12
	721,300.00	3,263,745.22	-77.90%	

- ()
- ()
- ()

0