

10

0.30

990672061

2.5

2014	2
	6
	8
	10
	29
	36
	42
	42
	43
	49
	57
	59
	157

www.cninfo.com.cn

2014

	1996 12 04	(69)	3600001130833	36040170550994X	70550994-X
	2012 12 29	(69)	360000110002125	36010670550994X	70550994-X
		2006	100% 100%	100%	
		2007 1			

	2014	2013		2012
	2,253,212,435.55	1,799,375,836.47	25.22%	2,087,519,161.84
	300,907,595.15	194,182,835.96	54.96%	255,461,059.63
	279,627,333.52	180,627,811.46	54.81%	218,856,162.04
	365,274,345.48	213,355,358.98	71.20%	183,966,860.18
/	0.30	0.20	50.00%	0.26
/	0.30	0.20	50.00%	0.26
	15.22%	11.30%	3.92%	18.36%
	2014	2013		2012
	2,597,104,303.80	2,328,717,164.66	11.53%	2,094,865,990.67
	2,032,943,929.62	1,826,424,169.83	11.31%	1,620,752,833.87

1

2

	2014	2013	2012	
	-27,443.93	-495,852.98	17,320,742.94	
	7,392,876.81	10,443,477.00	10,513,460.78	
	15,420,053.95	7,173,942.31	0.00	
		0.00	4,763,986.39	
		0.00	13,632,908.12	
	1,486,652.12	-858,860.02	-2,174,532.15	
	-364,070.57	4,259,763.74	3,443,739.60	
	2,202,415.28	3,241,280.65	3,415,160.00	
	425,391.47	3,726,164.90	7,480,248.09	
	21,280,261.63	13,555,024.50	36,604,897.59	--

1

1

1

2014

3.01

54.96%

22.53

4.22

3.24

2014

2013

2014

GMP

2014

2015

2015

GMP

1

GMP

2

3

OTC

1

	2014	2013		
	2,253,212,435.55	1,799,375,836.47	25.22%	,
	1,854,782,354.85	1,543,420,556.42	20.17%	,
	397,997,934.44	331,071,216.14	20.22%	

2

GMP

	2,253,212,435.55	1,799,375,836.47	25.22%
--	------------------	------------------	--------

			2014	2013	
			79,778.75	56,798.25	40.46%
			60,060.35	40,319.45	48.96%
			5,532.99	4,494.03	23.12%

30%

	268,055,586.96
	11.90%

5

1		87,637,357.96	3.89%
2		57,643,711.92	2.56%
3		42,816,672.05	1.90%
4		42,390,620.05	1.88%
5		37,567,224.98	1.67%
	--	268,055,586.96	11.90%

3

		2014	2013	
--	--	------	------	--

		647,308,238.50	52.94%	593,668,123.45	59.40%	9.04%
		23,574,287.16	1.93%	23,003,636.96	2.30%	2.48%
		52,083,119.71	4.26%	49,515,154.14	4.95%	5.19%
		62,512,596.91	5.11%	63,715,435.21	6.37%	-1.89%

		2014		2013		
		549,871,465.54	44.97%	504,640,030.20	50.49%	8.96%
		21,516,949.23	1.76%	21,019,639.53	2.10%	2.37%
		47,385,534.46	3.88%	45,710,370.86	4.57%	3.66%
		54,758,792.32	4.48%	57,156,532.98	5.72%	-4.20%
		97,436,772.97	7.97%	89,028,093.25	8.91%	9.44%
		2,057,337.93	0.17%	1,983,997.43	0.20%	3.70%
		4,697,585.25	0.38%	3,804,783.28	0.38%	23.47%
		7,753,804.59	0.63%	6,558,902.23	0.66%	18.22%

						174,757,174.11
						22.83%

5

						70,401,786.03

4

	2014	2013		
	397,997,934.44	331,071,216.14	20.22%	
	212,931,513.35	190,430,676.24	11.82%	
	-3,059,126.31	-2,389,407.31	28.03%	
	2,434,710.13	7,801,024.49	-68.79%	
	3,396,387.83	-146,309.99	-2421.36%	
	13,510,318.24	6,461,392.28	109.09%	

5

	2014	2013	
	16,602,832.87	23,214,117.47	-28.48%
	0.77%	1.20%	-0.43
	0.74%	1.29%	-0.55

6

	2014	2013	
	2,388,967,420.60	1,950,954,660.66	22.45%
	2,023,693,075.12	1,737,599,301.68	16.46%
	365,274,345.48	213,355,358.98	71.20%
	6,939,351,456.70	5,815,776,092.20	19.32%
	7,098,625,369.08	5,926,984,149.13	19.77%
	-159,273,912.38	-111,208,056.93	43.22%

||

	634,031,972.94	24.41%	539,223,181.53	23.16%	1.25%	
	152,281,844.26	5.86%	150,576,190.95	6.47%	-0.61%	
	303,400,967.49	11.68%	251,671,043.02	10.81%	0.87%	
				0.00%		
				0.00%		
	515,540,037.14	19.85%	324,296,614.17	13.93%	5.92%	
	43,487,569.21	1.67%	203,064,985.28	8.72%	-7.05%	

2

3

4

1

30

8

GMP

GMP

2

3

4

1

1

6,200,000.00	152,200,000.00	-95.93%
		60.00%
		100.00%

2

3

	600048		30,597.00	10,500	2.49%	10,500	2.49%	113,610.00	83,013.00		
	600362		-95,332.00	500	0.12%	500	0.12%	9,220.00	104,552.00		

-105,105.
00

	0.00	0	--	0	--	0.00	0.00	--	--
	6,444,528.50	422,500	--	422,500	--	6,733,150.00	288,621.50	--	--
	2009 10 13								
)									

4

2

1

2014 6 6

25%

4.5

2014

1,542.01

2

3

3

4

				8000	420,767,90 2.70	159,188,88 8.50	697,007,15 9.00	59,538,469. 16	54,714,166. 20
				2300	220,403,14 4.00	116,231,90 7.10	203,691,05 0.10	60,532,602. 70	49,756,419. 94
				3100	52,668,729. 77	46,613,934. 25	36,824,574. 76	10,174,328. 77	8,305,410.2 5
				13180	288,398,60 0.70	208,882,33 7.20	239,765,48 7.20	46,117,946. 69	39,065,593. 59
				7200	190,291,13 8.50	153,691,93 1.40	175,174,26 9.90	54,020,933. 26	40,473,860. 57
				4000	122,966,93 6.80	105,312,90 1.10	78,398,528. 81	44,828,359. 62	38,288,786. 95
				200	55,573,211. 24	53,922,514. 41	34,767,598. 95	9,481,969.7 0	7,105,943.1 9
				29580	268,345,62 8.60	213,855,80 4.20	126,388,23 6.30	14,871,222. 15	12,489,008. 30
				2000	37,937,300. 68	25,397,458. 13	128,314,58 0.80	3,389,236.6 5	2,515,380.8 3

				5088	221,771,54 9.20	127,518,32 3.90	366,149,84 5.50	52,149,579. 81	45,753,280. 16
				500	85,140,217. 74	34,499,140. 92	252,419,21 6.00	27,048,863. 46	20,290,877. 90
				500	204,349,73 2.10	95,081,312. 18	964,548,28 9.30	112,523,07 3.20	84,386,821. 86
				1136	40,147,421. 42	14,066,722. 29	530,023,39 0.10	13,083,596. 15	9,801,979.1 1
				1	90,731,044. 27	90,020,931. 91	0.00	-9,929,997. 00	-9,930,697. 00
				800	6,823,842.2 2	6,818,377.9 2	0.00	-605,374.08	-606,736.98
				2000	12,893,742. 46	6,288,838.1 4	0.00	-9,354,429. 19	-9,355,129. 19
				200	1,666,537.9 3	1,657,407.1 3	0.00	-342,592.87	-342,592.87
				500	5,233,032.5 3	4,790,743.3 8	4,855.87	-209,256.62	-209,256.62
				5	57,596.37	56,836.74	0.00	7,596.37	6,836.74

--	--	--	--	--	--	--	--	--	--

--	--	--	--

5

--	--	--	--	--	--	--	--

3,326.32

641.23

2,402.68

93.00%

2012 12
14

(

	61,050.43	6,799.49	27,029.92	--	--	--	--
--	-----------	----------	-----------	----	----	----	----

2015 1-3

2015

1

2

3

4

BI

5

6

GMP

7

GSP

8

2015

KPI

9

BI

" "

2014 1 7 2 - 9 -
 30 - 33 -
 2014 7 1 2014 11 25 12 26
 2014
<http://www.cninfo.com.cn>
 1 2014 7 1 2014
 2 9 33
 39 40 41
 2
 30

	2013 1 1		2013 12 31	
	---	20,571,228.15	---	19,071,193.90
	1,750,000.00	---	1,520,550.00	---
	18,821,228.15	---	17,550,643.90	---
	20,571,228.15	20,571,228.15	19,071,193.90	19,071,193.90

1

[2012]37

[2012]81

2012 8 3

2012 8 20

2012

2

3

1.00 (),

18

(2014-018)

53 2013

2011

3,504.18

10 5

)



990,672,061	,	10	2.5 (),
-------------	---	----	----------

--	--	--

2014 03 13					
2014 06 27					
2014 11 04					
					4
					1
					3
					0

											2014-039) 2014 12 20 http://w ww.cninfo. com.cn/
--	--	--	--	--	--	--	--	--	--	--	--

2

3

1 2012 12 19 2013 1 22

()

()

2

2013 2 26

2013

<

>

1

						375.99						
(0.48						
)												
						59.04						
(0.05						
)												
				--	--	435.56	--	--	--	--	--	--

2

3

4

5

1

1

2

3

2

3

4

1

5%

	1				
				2	
					3
					1
				2	
			1		
		2			
	"	"			

2


	()
	80
	19

2014 4 24 2014 5 23 2014
 2014 () 2014
 2014 32

" "

2014 9 10 10 30 2014-024
 033 1.5 4250
 2014 12 31 4250 1.5
 2015 3 25 5% 2015-006
 + FSC 2015 2
 11 12 4250 2015 3 23 24
 703
 1.4297

1



1

(A)	2012 06 28	8.1	45,300,000	2012 07 12	45,300,000	

2012 1 6 2011 2012 2 7
 ([2012]154) 2012 7 3 2011
 4,530 35,888.41 2012 7 12
 12 945,372,061 990,672,061 2012 7 11
<http://www.cninfo.com.cn> 2011 (2012-029)

2

2012 7 3 2011 4,530 35,888.41
 2012 7 12 990,672,061 441,253,333
 44.54% 549,418,728 55.46% 2013 7 12
 2013 7 11 (2013-038)
 4,530 4.5727% 2013 7 12

3

1

	40,814		78,002		0
--	--------	--	--------	--	---

		5			8		
		5%	10				
		25.11%	248,753,333	-192,500,000	0	248,753,333	
		15.14%	150,000,000	+150,000,000	0	150,000,000	150,000,000
		4.29%	42,500,000	+42,500,000	0	42,500,000	
		0.82%	8,154,091		0	8,154,091	
		0.75%	7,460,000		0	7,460,000	
		0.65%	6,428,065		0	6,428,065	
		0.53%	5,265,011		0	5,265,011	
		0.51%	5,068,660		0	5,068,660	
		0.47%	4,699,788		0	4,699,788	
		0.45%	4,449,100		0	4,449,100	
10	3						
		10					
						248,753,333	248,753,333
						150,000,000	150,000,000
						42,500,000	42,500,000
						8,154,091	8,154,091
						7,460,000	7,460,000
						6,428,065	6,428,065

		5,265,011		5,265,011
		5,068,660		5,068,660
		4,699,788		4,699,788
		4,449,100		4,449,100
10 10 10				
10 4		5% 104,300 5,068,660 4,449,100		5,160,711

10

10

10

10

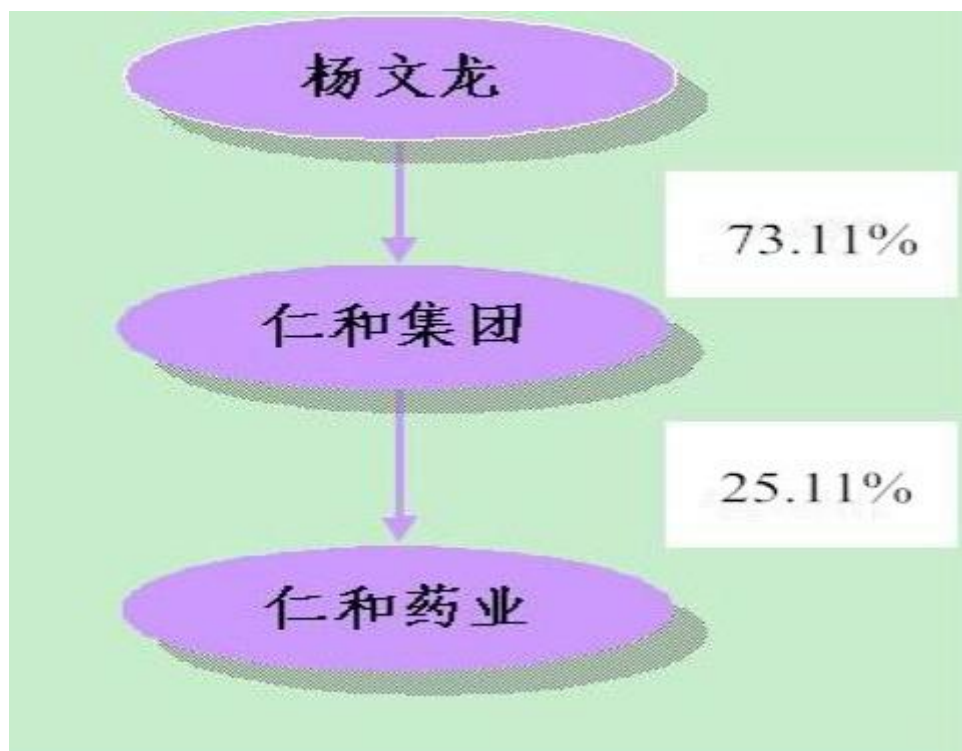
2

	/				
()		2001 07 06	72776518-6	18818	
				!	
	2014 12 31		35.28	27.21	2014

	35.22	5.27

3

5	1962 2	
	" "	" "
	" "	" "
	" "	" "
	" "	" "
	" "	30
10		



4 10%

				52	2006 12 25	2016 02 26	349,500	0	0	349,500	
				47	2006 12 25	2016 02 26	0	0	0	0	
				51	2013 02 27	2016 02 26	0	0	0	0	
				49	2010 06 11	2016 02 26	0	0	0	0	
				54	2014 12 26	2016 02 26	0	0	0	0	
				39	2010 06 11	2016 02 26	0	0	0	0	
				50	2013 02 27	2016 02 26	0	0	0	0	
				53	2013 02 27	2016 02 26	0	0	0	0	
				52	2013 02 27	2016 02 26	0	0	0	0	
				58	2006 12 25	2016 02 26	0	0	0	0	

				61	2013 02 27	2014 07 01	0	0	0	0
	--	--	--	--	--	--	349,500	0	0	349,500

5

1 1963 1

2 1968 2

3 1964 5

4 1966 10

5 1961 11

6 1976 10

7 1965 5

8 1962 3

9 1963 6

EDP

10 1957 12

11 1956 12

12 1976 12

13 1955 1

14 1971 10

OTC

15 1975 10

			2007 01 01	2014 12 31	
			2005 01 01	2014 12 31	
			2012 07 01	2014 12 31	
			2011 01 01	2014 12 31	
			2005 01 01	2014 12 31	

			2006 05 01		

1

2

3

423.52

--	--	--	--	--	--	--	--

			52		55.22	0	55.22
			47		59.88	0	59.88
			51		50.34	0	50.34
			49		23.59	0	23.59
			54		36.43	0	36.43
			39		16.41	0	16.41
			50		6	0	6
			53		6	0	6
			52		6	0	6
			58		12.66	0	12.66
			59		42.05	0	42.05
			39		19.35	0	19.35
			60		17.47	0	17.47
			44		30.08	0	30.08
			40		23.68	0	23.68
			61		18.36	0	18.36
	--	--	--	--	423.52	0	423.52

			/	/		/
--	--	--	---	---	--	---

	--	0	0	--	--	0	0	--	0		
	2012	12	2013	1	2						
						2013	3	12	435	4,648	
						5.44			2013	3	21
						JLC1			037029		120
		100				40			20		30
				25				80		50	

			2014	12	26
			2014	12	26
			2014	07	01

1

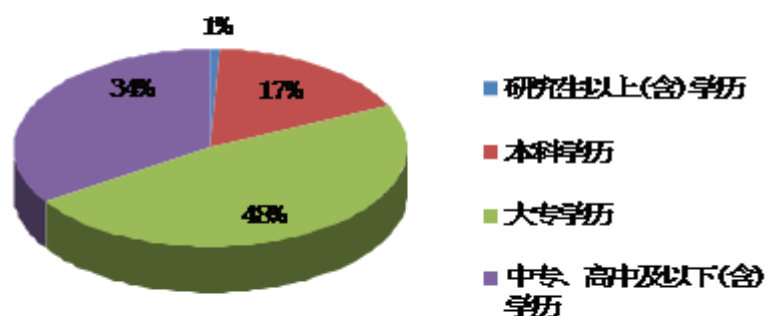
2014 12 31

5995


2

		2014
	()	56
		1027
		2859
	()	2053
		2816
		2228
		382
		216
		353
		5995

学历结构



专业结构



3

2014

2014

<http://www.cninfo.com.cn>


2014

1

2014 3 " 3.15" " 2014 7
" 7


2014 19

<http://www.cninfo.com.cn>



1

		1	2013		
		2	2013		
					2013
			2013		2014-012 ,
				2014 05 24	
					http://www.cninfo.com.cn/



		4			
		2015			
		-2017			
		5			

3

2014

1

2013

2014

2013

2013

2013

2014

2

3

4

2014

1

2014

2

2014

2013

2014

2014

2014

2014

2015 2 13

2015 2 28

2015 4 13

2015 4 23

3

2013

4

2014

()

2014

5

		1	2013		
		2	2013		
		3	2013		
		4	2013		
	2014 04 24	5	2013	2014 04 26	2014-004 ,
		6	2014		http://www.cninfo.com.cn/
		7	2014		
		8			

		9			
	2014 04 28	1	2014		

3

4

2014

5

2014

2014

2014

6

1

(1)

(2)

2

(1)

(2)

(3)

3

(1)

(2)

(3)

(4)

(5)

(6)

4

(1)

(2)

5

(1)

(2)

(3)

(4)

2012

([2012]35)

2012 3

2014

2013

2014 4 24 2014 5 23

2014

2014

()

2014

	2015 04 23
	[2015]004113

2014

()

2014 12 31

1

2

●●●●634●●

1

2014 12 31

	634,031,972.94	539,223,181.53
	6,733,150.00	5,215,345.00
	275,368,455.74	242,823,170.83
	152,281,844.26	150,576,190.95
	37,637,437.71	58,447,173.40
	11,766,243.84	11,454,151.46
	303,400,967.49	251,671,043.02
	3,586,056.20	7,648,047.36
	1,424,806,128.18	1,267,058,303.55

	515,540,037.14	324,296,614.17
	43,487,569.21	203,064,985.28
	398,614,980.06	422,254,000.28
	102,204,155.58	102,204,155.58
	6,210,183.93	1,180,559.21
	7,279,350.16	6,058,546.59
	98,961,899.54	2,600,000.00
	1,172,298,175.62	1,061,658,861.11
	2,597,104,303.80	2,328,717,164.66
	180,582,737.61	152,187,405.52
	42,823,037.32	67,839,965.59
	19,042,916.09	12,216,962.31
	101,084,304.80	49,902,485.53
	997,302.36	6,854,682.64

	71,082,300.24	80,123,866.07
	415,612,598.42	369,125,367.66
	182,000.00	182,000.00
	1,057,800.00	0.00
	17,160,917.09	19,071,193.90
	1,045,458.03	1,485,049.20
	19,446,175.12	20,738,243.10
	435,058,773.54	389,863,610.76
	990,672,061.00	990,672,061.00

	590,748,773.74	401,283,801.27
	2,032,943,929.62	1,826,424,169.83
	129,101,600.64	112,429,384.07
	2,162,045,530.26	1,938,853,553.90
	2,597,104,303.80	2,328,717,164.66

2

	232,729,417.05	171,675,581.03
	6,733,150.00	5,215,345.00
	3,165,168.00	53,524,684.33
	14,211,103.08	12,879,314.73
	194,345,295.76	224,565,311.68
	451,184,133.89	467,860,236.77
	1,143,989,293.29	1,143,989,293.29
	28,741,672.50	31,552,891.81
	21,424,690.00	0.00

	111,781,549.28	116,171,542.63
	38,760,000.00	0.00
	1,344,697,205.07	1,291,713,727.73
	1,795,881,338.96	1,759,573,964.50
	1,528.00	1,528.00
	5,363,270.77	494,902.58
	2,326,057.27	253,381.63
	7,690,856.04	749,812.21

	7,690,856.04	749,812.21
	990,672,061.00	990,672,061.00
	446,320,396.74	441,641,026.02
	125,133,585.94	112,758,169.34
	226,064,439.24	213,752,895.93
	1,788,190,482.92	1,758,824,152.29
	1,795,881,338.96	1,759,573,964.50

3

	2,253,212,435.55	1,799,375,836.47
	2,253,212,435.55	1,799,375,836.47
	1,854,782,354.85	1,543,420,556.42
	1,222,745,868.81	999,512,062.46

	21,731,454.43	16,994,984.40
	397,997,934.44	331,071,216.14
	212,931,513.35	190,430,676.24
	-3,059,126.31	-2,389,407.31
	2,434,710.13	7,801,024.49
" "	3,396,387.83	-146,309.99
" "	13,510,318.24	6,461,392.28
" _"		
"		

2.		
1.		
2.		
3.		
4.		
5.		
6.		
	323,853,637.77	216,002,056.49
	300,907,595.15	194,182,835.96
	22,946,042.62	21,819,220.53
	0.30	0.20
	0.30	0.20

4

	12,164,730.84	22,543,288.25
	2,230,087.52	2,211,220.16
	1,389,985.59	1,262,424.13

	39,279,986.49	37,558,273.45
	-9,943,448.74	1,970,536.30
	90.00	390.00
" "	3,396,387.83	-146,309.99
" "	140,697,314.18	256,100,317.10
" "	123,301,731.99	235,494,451.32
	454,184.00	251,280.00
	1,750.00	2,685.00
" "	123,754,165.99	235,743,046.32
" "	123,754,165.99	235,743,046.32
1.		
2.		
1.		
2.		
3.		
4.		

	280,882,385.49	243,195,212.28
	259,099,058.68	217,359,311.56
	275,657,900.34	249,264,240.12
	2,023,693,075.12	1,737,599,301.68
	365,274,345.48	213,355,358.98
	6,922,226,982.75	5,806,863,363.62
	15,489,723.95	7,220,407.31
	1,634,750.00	1,612,321.27
	0.00	80,000.00
	6,939,351,456.70	5,815,776,092.20
	137,537,563.45	94,084,513.94
	6,922,327,805.63	5,807,446,771.64
	0.00	22,852,863.55
	38,760,000.00	2,600,000.00
	7,098,625,369.08	5,926,984,149.13
	-159,273,912.38	-111,208,056.93
	3,200,000.00	3,800,000.00
	3,200,000.00	3,800,000.00
	6,770.72	0.00
	3,206,770.72	3,800,000.00
	112,022,412.41	16,338,813.37
	12,955,206.33	189,659.31

	2,376,000.00	0.00
	114,398,412.41	16,338,813.37
	-111,191,641.69	-12,538,813.37
	94,808,791.41	89,608,488.68
	539,223,181.53	449,614,692.85

	5,242,537,805.63	4,031,706,771.64
	0.00	100,000,000.00
	38,760,000.00	0.00
	5,302,855,795.63	4,134,837,599.42
	80,592,739.01	127,745,096.33
	6,770.72	0.00
	6,770.72	0.00
	99,067,206.08	16,149,154.06
	99,067,206.08	16,149,154.06
	-99,060,435.36	-16,149,154.06
	61,053,836.02	45,998,737.67
	171,675,581.03	125,676,843.36
	232,729,417.05	171,675,581.03

7

	990,67				304,834				129,633		401,283	112,429	1,938,8
	2,061.				,756.17				,551.39		,801.27	,384.07	53,553.
	00												90
" "					4,679,3				12,375,		189,464	16,672,	223,191
					70.72				416.60		,972.47	216.57	,976.36
											300,907	22,946,	323,853
											,595.15	042.62	,637.77
					4,679,3								
					70.72								

1													
2													
3													
4													
1													
2													
	990,67				309,514				142,008		590,748	129,101	2,162,0
	2,061.				,126.89				,967.99		,773.74	,600.64	45,530.
	00												26

	990,67				293,346				106,059		230,675	91,312,	1,712,0
	2,061.				,256.17				,246.76		,269.94	384.79	
	00												

												,835.96	220.53	,056.49
					11,488, 500.00								3,800,0 00.00	15,288, 500.00
1													3,800,0 00.00	3,800,0 00.00
2														
3					11,488, 500.00									11,488, 500.00
4														

8

	990,672,061.00				441,641,026.02				112,758,169.34	213,752,895.93	1,758,824,152.29	
	990,672,061.00				441,641,026.02				112,758,169.34	213,752,895.93	1,758,824,152.29	
" "					4,679,370.72				12,375,416.60	12,311,543.31	29,366,330.63	
										123,754,165.99	123,754,165.99	
					4,679,370.72						4,679,370.72	
1												
2												
3					4,672,600.00						4,672,600.00	
4					6,770.72						6,770.72	
									12,375,416.60	-111,442,622.68	-99,067,206.08	
1									12,375,416.60	-12,375,416.60		
2										-99,067,206.08	-99,067,206.08	
3												

1											
2											
3											
4											
1											
2											

2											
3					11,488,50 0.00						11,488,50 0.00
4											
									23,574,30 4.63	-23,574, 304.63	
1									23,574,30 4.63	-23,574, 304.63	
2											
3											
1											

399

998

1.

1.

1.

2015 4 23

19

			%	%
()		2	100	100
()		3	85	85
()		3	88.03	88.03
()		2	100	100
()		2	100	100
()		2	100	100
()		2	100	100
()		2	100	100
()		2	55	55
()		2	54.91	54.91
()		3	85	85
()		2	100	100
()		2	100	100
()		2	100	100
()		3	65	65
()		3	60	60
()		3	95	95
()		4	100	100
()		4	52	52

()	

1

(

15

(2014)

2

12

1

2

1 1 12 31

3

12

4

5

1

1

2

3

4

2

1

2

3

1

2

6

7

8

9

1

2

10

1

2

1

2

3

1

2

3

4

3

1
2

1
2

4

5

6

1
2
3
4
5
6

7

8

1

50% 50%

50% 50%

20% 20% 50%

2

7

1
2

11

1

	100	100

2

1 2	5.00%	5.00%
2 3	10.00%	10.00%
3 4	30.00%	30.00%
4 5	80.00%	80.00%
5	100.00%	100.00%

3

--	--

--	--

12

1

2

3

4

5

1

2

3

13

1

1

2

2

1

2

3

1

22

ó

22

3

22

4

5

22

4

1

22

2

1

2

5

1
3

4

2

5

14

15

1

1

2

2

		10-25	5.00%	3.8-9.5
		5-10	5.00%	9.5-19
		5-10	5.00%	9.5-19
		5-10	5.00%	9.5-19
		5-10	5.00%	9.5-19

3

1

2

3

4

5

16

1

2

17

1

1

2

3

2

3

3

4

18

1

1

	35-50	
	10	
	10	
	5-10	
	2-5	

2

2

1

2

3

4

5

19

20

1

21

1

2

3

4

22

1

2

23

1

2

1

6

2

3

4

5

3

4

5

24

1

72

2

1

2

3

1

2
3
4

1
2

25

1

2

26

/

()

1

1

2

2

2014 7 1		
----------	--	--

1 2014 7 1 2014
 2 9
 33 39
 40 41
 2 30

	2013 1 1		2013 12 31	
	---	20,571,228.15	---	19,071,193.90
	1,750,000.00	---	1,520,550.00	---
	18,821,228.15	---	17,550,643.90	---
	20,571,228.15	20,571,228.15	19,071,193.90	19,071,193.90

2

1

		17% 13%
		5%
		5% 7%
		3%
		2%

--	--

-	25%
	25%
	25%
	25%
	25%
	25%
	15%
	25%
	15%
	25%
	15%
	25%
	15%
	25%
	15%
	25%
	10%
	25%
	25%
	10%
	10%

2

1

[2012]1

51

GF201136000019

GF201136000047

2011 10 9

R3.0581@

2015 4 19

2012 2015 15%

3

70%

1.2%

12%

1

	33,717.38	20,495.58
	633,980,607.16	539,155,684.40
	17,648.40	47,001.55
	634,031,972.94	539,223,181.53
	0.00	0.00

2014 12 31

2

	6,733,150.00	5,215,345.00
	6,733,150.00	5,215,345.00
	6,733,150.00	5,215,345.00

2014 12 31

3

1

	275,368,455.74	242,823,170.83
	0.00	0.00
	275,368,455.74	242,823,170.83

2

		0.00
		0.00
		0.00

3

	214,871,524.74	0.00
	0.00	0.00
	214,871,524.74	0.00

4

		0.00
		0.00

4

1

	153,619, 137.14	100.00%	1,337,29 2.88	0.87%	152,281,8 44.26	153,917 ,635.80	100.00%	3,341,444 .85	2.17%	150,576,19 0.95
	153,619, 137.14	100.00%	1,337,29 2.88	0.87%	152,281,8 44.26	153,917 ,635.80	100.00%	3,341,444 .85	2.17%	150,576,19 0.95

1				
1		151,226,403.67		
1	2	607,439.29	30,371.97	5.00%

3

	2,764,565.93

		995,793.64			
		500,000.00			
		500,000.00			
		190,611.06			
		117,519.08			
	--	2,303,923.78	--	--	--

2,764,565.93

4

4

5

1

1	27,118,708.41	72.05%	56,481,029.61	96.64%
1 2	10,420,249.17	27.69%	1,065,669.13	1.82%
2 3	95,480.13	0.25%	826,541.66	1.41%
3	3,000.00	0.01%	73,933.00	0.13%
	37,637,437.71	--	58,447,173.40	--

1

	10,035,622.50	1-2	2015 2
	10,035,622.50		

2

		(%)
	17,546,776.90	46.62

35.60%

6

1

	12,614,406.13	100.00%	848,162.29	6.72%	11,766,243.84	12,340,052.60	100.00%	885,901.14	7.18%	11,454,151.46

	12,614,406.13	100.00%	848,162.29	6.72%	11,766,243.84	12,340,052.60	100.00%	885,901.14	7.18%	11,454,151.46
--	---------------	---------	------------	-------	---------------	---------------	---------	------------	-------	---------------

1				
1		8,778,415.41	0.00	0.00%
1 2		2,746,188.48	137,309.41	5.00%
2 3		249,865.80	24,986.58	10.00%
3 4		137,619.98	41,286.00	30.00%
4 5		288,680.85	230,944.68	80.00%
5				

--	--	--	--	--	--

4

		5,792,429.44	3,985,501.87
		2,098,111.34	2,014,281.85
		1,032,612.31	2,631,914.82
		3,691,253.04	3,708,354.06
		12,614,406.13	12,340,052.60

5

		2,500,000.00	1-2	19.82%	125,000.00
		708,933.12	1	5.62%	
		691,516.60	1	5.48%	
		591,630.03	1	4.69%	
		547,733.65	1	4.34%	
	--	5,039,813.40	--	39.95%	125,000.00

6

	--	0.00	--	--

7

8

7

1

	75,736,171.48					

3

4

--	--

8

	3,586,056.20	7,648,047.36
	3,586,056.20	7,648,047.36

53.11%

4,061,991.16


9

1

1.	292,463,941.03	233,734,634.57	41,556,042.52	16,182,394.92	14,701,725.74	598,638,738.78
2.	164,375,708.54	81,265,123.38	2,414,680.62	1,532,809.17	20,381,935.39	269,970,257.10
1	332,337.31	8,065,448.18	1,410,632.51	1,066,102.50	1,444,481.53	12,319,002.03
2	163,514,810.17	48,028,123.72	1,004,048.11	466,706.67	12,076,170.36	225,089,859.03
3						
	528,561.06	25,171,551.48			6,861,283.50	32,561,396.04
3.	561,930.59	2,394,343.58	29,489,407.93	3,508,827.17	727,266.40	36,681,775.67
1	561,930.59	2,394,343.58	314,939.06	121,900.00	727,266.40	4,120,379.63
			29,174,468.87	3,386,927.17		32,561,396.04
4.	456,277,718.98	312,605,414.37	14,481,315.21	14,206,376.92	34,356,394.73	831,927,220.21

1.	70,392,734.13	168,164,338.84	20,428,841.38	7,945,547.23	7,410,663.03	274,342,124.61
2.	17,772,153.54	30,244,280.08	1,501,559.15	1,877,145.68	7,381,908.48	58,777,046.93
1	17,717,849.43	19,906,393.48	1,501,559.15	1,877,145.68	3,190,849.15	44,193,796.89
	54,304.11	10,337,886.60			4,191,059.33	14,583,250.04
3.	39,792.42	1,220,202.40	12,694,749.58	2,313,747.64	463,496.43	16,731,988.47
1	39,792.42	1,220,202.40		121,900.00	463,496.43	2,148,738.43

	33,263,200.00	17,614,458.21	6,412,260.76	20,947,225.60	9,231.57	3,070,261.80	72.23%	93.00				



1					
3.					
1					
4.					
1.	328,579,635.26		60,719,810.61	9,315,534.19	398,614,980.06
2.	337,989,338.39		72,535,908.55	11,728,753.34	422,254,000.28

2

--	--	--

1	3,067,939.62		2,800,000.00
	173,600.00	94,339.62	
2	3,623,459.01		
3,623,459.01			

12

1

	6,496,412.89				6,496,412.89
	36,494,041.59				36,494,041.59
	59,213,701.10				59,213,701.10
	102,204,155.58				102,204,155.58

2

	0.00	0.00	0.00	0.00	0.00	0.00

13

	1,014,573.00	6,003,299.99	807,689.06		6,210,183.93
	165,986.21	130,909.08	296,895.29		0.00
	1,180,559.21	6,134,209.07	1,104,584.35		6,210,183.93

6,003,299.99
807,689.06

14

/

1

	4,031,347.96	739,362.29	11,298,334.68	2,399,150.76
	30,084,359.75	7,521,089.94	14,637,583.32	3,659,395.83
	34,115,707.71	8,260,452.23	25,935,918.00	6,058,546.59

2



	4,181,832.09	1,045,458.03	5,940,196.79	1,485,049.20
	3,924,408.28	981,102.07	0.00	0.00
	8,106,240.37	2,026,560.10	5,940,196.79	1,485,049.20

15

	0.00	2,600,000.00
	38,760,000.00	0.00
	4,201,899.54	0.00
	56,000,000.00	0.00
	98,961,899.54	2,600,000.00

1 2014 12 19

51%

51%

3,876.00

2 2014 8 13 ,

,

5,600.00

129

1-2

5,600.00

2015 9 30

16

1

	158,486,433.88	126,856,583.37
	653,384.93	866,523.30
	12,790,859.04	14,053,481.35
	529,946.50	906,044.24
	8,122,113.26	9,504,773.26
	180,582,737.61	152,187,405.52

2

1

--	--	--

	0.00	--
--	------	----

17

1

	42,823,037.32	67,839,965.59
	42,823,037.32	67,839,965.59

2

1

	0.00	--

3

--	--

36.88%

18

1

	12,193,920.83	267,693,861.91	260,884,239.35	19,003,543.39
-	23,041.48	19,898,234.61	19,881,903.39	39,372.70
	0.00	116,242.75	116,242.75	0.00
	12,216,962.31	287,708,339.27	280,882,385.49	19,042,916.09

2

1	9,592,891.89	248,064,565.22	239,703,820.17	17,953,636.94
2	0.00	10,603,000.80	10,603,000.80	
3	12,832.43	6,749,000.11	6,733,968.90	27,863.64
	11,800.68	4,279,355.29	4,272,348.77	18,807.20
	111.38	2,340,530.02	2,333,094.07	7,547.33
	920.37	129,114.80	128,526.06	1,509.11
4	2,720.00	1,127,999.00	1,130,458.00	261.00
5	2,585,476.51	1,149,296.78	2,712,991.48	1,021,781.81
	12,193,920.83	267,693,861.91	260,884,239.35	19,003,543.39

3

1	21,159.70	18,881,101.32	18,864,779.22	37,481.80
2	1,881.78	1,017,133.29	1,017,124.17	1,890.90
	23,041.48	19,898,234.61	19,881,903.39	39,372.70

2015 3

19

	29,681,837.66	17,871,578.43
	98,470.56	72,367.27
	746,454.96	337,069.80
	59,466,907.96	27,602,686.97
	5,346,765.12	825,317.70
	2,228,511.13	1,354,378.55

	453,510.79	301,759.96
	1,312,465.20	467,983.78
	113,750.96	85,719.26

	3,512,759.00	
	1,000,000.00	
	1,000,000.00	
	5,512,759.00	--

22

	182,000.00			182,000.00	
	182,000.00			182,000.00	--

[2009]9

[2009]19

2009 12 31

[2009]56

23

	1,057,800.00	0.00	
	1,057,800.00	0.00	--

2014 6 9

99

6.78

2014 12 8

2015 3 12

105.78

24

--	--	--	--	--	--

	19,071,193.90		1,910,276.81	17,160,917.09	
	19,071,193.90				

	210.00		2009	2012			
		361,678.98				904,197.45	
5							2008
			[2009]218				
		2008	2009		650.00		
				393,715.82			
2,626,533.84							
6							[2012]541
					100.00		
	149,860.15			356,614.31			
7					[2013]33		
					12.00		
							24,550.93
			54,796.18				
8							2010
		[2011]31					
		291.00					2014
	602,919.89		602,919.89			1,992,369.89	

25

		+					
	990,672,061.00					0.00	990,672,061.00

26

		291,148,959.05		0.00	

2 (2010)

(2014
 899.67 . 2013
 432.41 , 467.26

27

	127,327,931.42	12,375,416.60		139,703,348.02
	2,305,619.97	0.00		2,305,619.97
	129,633,551.39	12,375,416.60		142,008,967.99

2014

10%

12,375,416.60

28

	401,283,801.27	
	401,283,801.27	
	300,907,595.15	
	12,375,416.60	
	99,067,206.08	
	590,748,773.74	

- 1) 0.00
 2) 0.00
 3) 0.00
 4) 0.00
 5) 0.00

29

--	--	--

	2,251,160,685.63	1,220,893,923.99	1,793,603,846.78	997,611,759.68
	2,051,749.92	1,851,944.82	5,771,989.69	1,900,302.78
	2,253,212,435.55	1,222,745,868.81	1,799,375,836.47	999,512,062.46

30

	666,862.78	501,734.04
	1,295,371.66	1,127,164.41
	11,144,067.22	8,790,988.30
	5,116,697.10	3,940,520.58
	3,508,455.67	2,634,577.07
	21,731,454.43	16,994,984.40

31

	133,783,267.65	110,714,138.96
	10,403,372.32	9,795,929.62
	190,151.00	179,975.70
	59,725,270.24	96,180,627.46
	54,279,090.49	61,946,740.76
	111,277,168.89	29,173,185.04
	17,573,556.53	15,411,724.16
	10,766,057.32	7,668,894.44
	397,997,934.44	331,071,216.14

20.22%

1

20.84%

2

37.90%

281.44%

32

	76,964,233.69	65,211,304.08
	8,292,735.80	5,353,187.63
	24,785,942.28	22,250,708.03
	24,052,068.46	22,625,140.23
	14,427,281.01	12,936,237.78
	5,682,080.41	2,796,656.33
	9,385,336.83	13,589,052.89
	5,015,033.51	7,091,467.75
	10,912,900.84	3,946,878.67
	5,498,231.82	4,931,824.69
	2,194,666.91	5,239,062.33
	4,672,600.00	11,488,500.00
	21,048,401.79	12,970,655.83
	212,931,513.35	190,430,676.24

33

	0.00	48,222.22
	3,188,480.82	2,577,806.82
	129,354.51	140,177.29
	-3,059,126.31	-2,389,407.31

34

	780,715.56	730,035.80
	1,653,994.57	7,070,988.69

	2,434,710.13	7,801,024.49
--	--------------	--------------

68.79%

35

	3,396,387.83	-146,309.99
	3,396,387.83	-146,309.99
	3,396,387.83	-146,309.99

2014 12 31

36

	69,670.00	46,465.00
	-1,979,405.71	-759,015.03
	15,420,053.95	7,173,942.31
	13,510,318.24	6,461,392.28

109.09%

8,246,111.64

37

	1,790,883.93	1,293.86	1,790,883.93
	211,901.49	1,293.86	211,901.49

	1,578,982.44	0.00	1,578,982.44
	7,392,876.81	10,443,477.00	7,392,876.81
	372,156.52	747,513.45	372,156.52
	77,329.89	359,481.73	77,329.89
	240,000.00	40,550.00	240,000.00
	233,492.06	2,902,118.54	233,492.06
	36,297.58	322,144.26	36,297.58
	10,143,036.79	14,816,578.84	10,143,036.79

			/
	393,715.82	490,108.83	
	361,678.98	361,678.98	
	117,551.04	58,691.04	
	149,860.15	149,860.15	

1		2014		
[2014]34		III	500,000.00	
2	[2014]4	2013		
100,000.00			[2013]176	
	1,091,200.00			[2011]15
	[2013]138	[2013]220		
3,307,200.00				
3				[2005]35
				2014
4,200.00		[2013]14		
				30,000.00
4		[2012]653		2002
20		300,000.00		
5			[2013]82	2013
			150,000.00	

38

	1,818,327.86	497,146.84	1,818,327.86
	1,818,327.86	170,744.81	1,818,327.86
	0.00	326,402.03	
	0.00	50,000.00	0.00
	265,546.62	62,044.24	265,546.62
	1,057,800.00	0.00	1,057,800.00
	3,141,674.48	609,191.08	

39

1

	100,144,906.05	63,419,896.66
	-1,660,394.74	-2,944,203.05

	98,484,511.31	60,475,693.61
--	---------------	---------------

2

		422,338,149.08
/		105,584,537.27
		-15,556,106.58
		-563,340.77
		11,609,919.85
		-1,660,394.74
		-930,103.72
		98,484,511.31

40

1

	74,837,995.57	81,707,389.50
	3,188,480.82	2,577,806.82
	5,482,600.00	8,863,442.75
	681,830.52	669,982.63
	84,190,906.91	93,818,621.70

2

	144,374,801.30	95,003,264.68
	43,974,249.67	39,173,578.84
	3,270,575.13	4,474,773.40
	129,354.51	140,177.29

	83,785,746.44	110,369,566.53
	123,173.29	102,879.38
	275,657,900.34	249,264,240.12

3

	0.00	80,000.00
	0.00	80,000.00

4

	38,760,000.00	2,600,000.00
	38,760,000.00	2,600,000.00

5

	6,770.72	0.00
	6,770.72	0.00

6

	2,376,000.00	0.00
	2,376,000.00	0.00

41

1

1	--	--
	323,853,637.77	216,002,056.49
	2,434,710.13	7,801,024.49
	44,193,796.89	42,060,934.90
	24,785,942.28	22,169,391.26
	1,104,584.35	1,921,705.77
	-52,164.78	465,358.78
	79,608.71	30,494.20
	-3,396,387.83	146,309.99
		48,222.22
	-13,510,318.24	-6,461,392.28
	-1,220,803.57	-2,824,245.48
	-439,591.17	-119,957.57
	-53,383,919.04	-50,546,310.19
	-28,228,471.66	-10,093,641.15
	66,291,398.45	-17,382,508.20
	2,762,323.19	10,137,915.75
	365,274,345.48	213,355,358.98
2	--	--
3	--	--
	634,031,972.94	539,223,181.53
	539,223,181.53	449,614,692.85
	94,808,791.41	89,608,488.68

2

	0.00
	--
	--
	0.00
	--
	0.00

3

	0.00
	--
	0.00
	--
	0.00
	--
	0.00

4

	634,031,972.94	539,223,181.53
	33,717.38	20,495.58
	633,980,607.16	539,155,684.40
	17,648.40	47,001.55
	634,031,972.94	539,223,181.53

42

43

	0.00	--

1

1

--	--	--	--	--	--	--	--	--

2

1

--	--	--	--	--	--	--	--	--

3

1

1

()		1		85.00%	85.00%	

()	1	88.03%	88.03%	
-----	---	--------	--------	--

()						
		1		60.00%	60.00%	
		157 -157-8	;	100.00%	100.00%	
		157 -3		52.00%	52.00%	
()		158		100.00%	100.00%	
()		1		100.00%	100.00%	
()				100.00%	100.00%	
()		29		100.00%	100.00%	
()		6		100.00%	100.00%	
()		399		100.00%	100.00%	
()		6		55.00%	55.00%	
				54.91%	54.91%	

()		758				
()		758		85.00%	85.00%	
()				100.00%	100.00%	

()
158

(20,138.82	7,892.86	28,031.68	4,740.28	958.85	5,699.13	16,578.97	8,644.13	25,223.10	3,406.05	872.50	4,278.55
---	-----------	----------	-----------	----------	--------	----------	-----------	----------	-----------	----------	--------	----------

(16,347.44	1,449.01	1,449.01	1,498.19	18,146.90	2,607.84	2,607.84	-756.08				

4

5

2014 12 31

24.09% 2013 37.83%

()

2014 12 31

--	--

			1	1-2	2-5	5
	634,031,972.94	634,031,972.94	634,031,972.94	---		

2

3

--	--

4

()	

5

1

/

		3,759,878.42	3,813,293.96
()		4,760.69	1,800.01
		590,377.36	701,886.80

/

()		478.63	6,219.48

2

--	--	--	--

--	--	--	--

3

--	--	--	--	--

--	--	--	--	--

4

	0.00			
	0.00			

5

		0.00	0.00

6

		6,909,488.69	6,672,862.49

7

6

1

		0.00	0.00	0.00	0.00

2

		0.00	0.00

7

1

	0.00
	0.00
	5,060,000.00
	5.44
3	

1

1

2014 12 19

51%

51%

40,758.37

1

	2015 3 16		

	2015 3 16		
	"		
	"		
	500.00		
	300.00		
	60%		
	125.00		
	25%		
	75.00		
	15%		
	B2C		
	2015 3		
	16		

	<p>" "</p> <p>500.00</p> <p>300.00</p> <p>60%</p> <p>125.00</p> <p>25%</p> <p>75.00</p> <p>15%</p>		
	<p>1 2014 9 9</p> <p>()</p> <p>15.14%</p> <p>(150,000,000)</p> <p>2014 9 23</p> <p>2014 9 22</p> <p>5%</p> <p>150,000,000</p> <p>15.14%</p> <p>180</p> <p>2014 9 22</p> <p>2015 3 21</p> <p>2015 3</p> <p>2</p>		

	2015 3 23		
	24		
		703	
	0.71%		
		14.43%	
	2 2014 10 29		
	4.29% (
	42,500,000)		
	2014 11 12		
		2015	
	2 11 12 ,		
	4250		
	4.29%		
	990,672,061		
	248,753,333		
	25.11%		
	142,970,000		
	14.43%		

3

1

1

	14,211,103.08	100.00%			14,211,103.08	12,879,314.73	100.00%			12,879,314.73
	14,211,103.08	100.00%			14,211,103.08	12,879,314.73	100.00%			12,879,314.73

2

0.00

0.00

	0.00	--

3

--	--

	0.00
--	------

	--	0.00	--	--	--

4

		(%)	
	14,069,755.13	99.01	---

5

6

2

1

	194,355, 775.76	100.00%	10,480.0 0	0.01%	194,345,2 95.76	224,575 ,701.68	100.00%	10,390.00	0.01%	224,565,31 1.68
	194,355, 775.76	100.00%	10,480.0 0	0.01%	194,345,2 95.76	224,575 ,701.68	100.00%	10,390.00	0.01%	224,565,31 1.68

¶

1			
1	249,093.51	0.00	0.00%
2 3	4,800.00	480.00	10.00%
5	10,000.00	10,000.00	100.00%
	263,893.51	10,480.00	

2

90.00

0.00

	0.00	--

3

	0.00

	--	0.00	--	--	--

4

	210,000.00	353,000.00

	38,763.51	126,019.43
	194,091,882.25	224,091,882.25
	15,130.00	4,800.00
	194,355,775.76	224,575,701.68

5

		106,091,882.25	1-2	54.59%	
		68,000,000.00	1	34.99%	
		20,000,000.00	1	10.29%	
		210,000.00	1	0.11%	
		10,330.00	1	0.01%	
	--	194,312,212.25	--	99.99%	

6

	--	0.00	--	--

7

8

3



2

3

4

	0.00	0.00	0.00	0.00
	12,164,730.84	2,230,087.52	22,543,288.25	2,211,220.16
	12,164,730.84	2,230,087.52	22,543,288.25	2,211,220.16

5



1

	-27,443.93	
	7,392,876.81	
	15,420,053.95	
	1,486,652.12	
	-364,070.57	
	2,202,415.28	
	425,391.47	
	21,280,261.63	--

1

#

2

3

4

- ()
- ()
- ()

0